

# THE GARRETT SEARCHER™



Winter 2011–2012 Edition

Garrett Metal Detectors

## The Sport of All Seasons

—FROM THE EDITOR—

Some people eagerly await the start of a season. Fall football. Spring training for baseball. Deer season. Dove season. In select counties of Texas there are even specified hunting dates for alligator.

The start of such sport seasons bring with them the anticipation and preparation for the coveted “first day” of the new season. And while the thrill of the hunt or the electricity of that first game may make all the waiting some kind of grand pay-off, there are those of us who relish pastimes in which there is no waiting period...

Yes, the activity of sweeping the soil with a search coil is an all-seasons sport. Call it what you may—metal detecting, treasure hunting, coinshooting, relic hunting, prospecting—this sport is one that can truly be enjoyed by the young and young of heart any time of the year.

Spring and summer open the doors to new hunting grounds freshly and routinely planted with targets. Lakes, parks, beaches, swimming holes, playgrounds and picnic areas quickly swallow up coins, rings, jewelry and all sorts of metallic treasures just waiting for treasure hunters to discover them again.

Fortunately, improved technology makes the discovery and recovery of such goodies easier every year. Take Garrett's recent *AT Pro* and *AT Gold* detectors as prime examples. The *AT*'s advanced audio features, fast recovery speed and impressive detection depth have literally brought “hunted out” sites back to life for countless hobbyists this year.

Add Garrett's Iron Audio feature to the precise separation offered by a **PROformance** DD coil and you've got a winning combination. Weaving through iron-infested areas while still pulling good targets has never been so easy!

The real joy of detecting involves more than just the treasures you collect along the way. It's equally refreshing to enjoy the fresh air, exercise and new friends you make during your excursions in the field.

For others, it's the chance to spend quality time with family and kids while making exciting discoveries.

My teenage daughters have gone on relic hunts with me in the past, but now other things seem to be garnering their attention: high school marching band, getting a driver's license, dating, etc. Such is life.

For now, at least my son Jacob, who is just turning seven, is fully fascinated with treasure hunting. He can swing an *ACE* detector and loves chasing targets with the

rattle of a *Pro-Pointer*. The best part for me is that to Jake, everything is treasure.

A Saturday at a local “tot lot” is perfectly fine with him. When we come back with clad coins and other odds and ends, to him every bit of it is “treasure”—from a lost jacket button to the metal end of a pencil eraser. We simply put all our finds in a sandwich baggie so he can proudly display them to his grandparents, his sisters, his mom or anyone who will listen.

It's amazing how kids are fascinated with the marvels of a metal detector. When Jake recently lost his Cub Scout neckerchief clasp on a scout camping trip, we broke out our Garretts and the hunt was on.

Within minutes, I had a pack of kids following me around like the Pied Piper. Needless to say, I didn't have to dig another target: I had plenty of volunteers!

As a relic hunter, the chance to enjoy this sport does not end with the change of seasons. In fact, most relic hunters



*When hunting during colder weather, dress in layers that can be removed as the day becomes warmer. Seen are (left-right) Evan Granger, Steve Moore and Bart Davis on a recent relic hunt in southern Oklahoma with temperatures below freezing.*

*(Continued on pg. 2)*

*All Seasons (Continued from pg. 1)*

know that the dead of winter (more so in slightly warmer Southern states at least) actually becomes “prime time” for hunting. Once deer season ends, many farms and plantations suddenly become as inviting as a green light at the drag strip. Game on!

Colder weather also means less vegetation to swing your coil through and no crops in the field to worry over. For those seeking relics and old coins, it also means relief from such things as mosquitoes, ticks, chiggers, ants, snakes and the like.

In the colder months, take extra precautions to make longer hunts enjoyable. It is equally important to stay properly hydrated even when you are not feeling the extremes of excessive heat or humidity. Wear gloves and dress in layers that can be removed as the day becomes warmer.

Brian McKenzie and I have made trips into southern Oklahoma this past month to relic hunt with a couple of skilled detectorists. Evan Granger, administrator for the Oklahoma Metal Detecting and Treasure Hunting Club forum, and Bart Davis, owner of Big Boys Hobbies, have braved the elements with us to hit some old home sites in search of silver coins and wooded terrain on various relic quests.

One particular December day started with temperatures in the low 20s that never climbed above the low 40s. In less than a half hour of digging targets, Evan and I were already warm enough to start shedding

the heavier jackets. Comfort is the key to remaining productive through a long day in the field.

One of the areas we have been hunting is a ghost town not far from the Red River. United States Army and even Confederate troops were known to frequent the local area, and we have done quite well hunting with *AT Pro* and *AT Gold* detectors. Round balls of various caliber are frequently dug, as well as the occasional minié balls, including Enfield and ring-tailed Sharp varieties.

Bart, an experienced coinshooter new to digging Civil War, made the find of the day on one recent hunt. Deep in the forest beneath a bed of leaves, he detected a cannonball that was only partially buried. How it has been passed by all these years by other relic hunters is a mystery, but you can bet it was an exciting recovery for him!

Evan has pulled a number of eagle buttons (general service, dragoon, infantry) from this area and I was happy to dig a rare General Service “US” pewter coat button. Its backmark shows it to be a William Pinchin manufacture from 1827 in Philadelphia.

In areas more heavily infested with briars, I opt to use the smaller 5”x8” DD searchcoil. Sneaking a compact coil into such areas that others might pass right by frequently results in a good target signal.

For fields and open wooded areas, I prefer the larger 8.5” x 11” DD coil to cover more ground and get more depth. The True All Metal Mode of my *AT Gold* has enabled

me to dig minié balls and brass buttons deeper than a foot on many occasions.

When searching with an *AT Pro*, I prefer the Pro Zero Mode for relic hunting. I generally do not notch anything out but do run the Iron Discrim at 20 or 25 when small junk iron is present. To see footage of some of these relic hunts, be sure to check [garrett.com](http://garrett.com) or Garrett’s YouTube channel for new field episodes.

Whether you prefer scouring beaches and swimming holes or plowing through fields and forests, metal detecting can be enjoyable and profitable year round. Pace yourself, protect yourself from the elements, and always abide by the golden rule of detecting: leave your hunts sites in better condition than when you found them by filling all holes and hauling out trash metal.

We love to see the finds that other Garrett searchers make through the year so we can share them in the *Searcher*. Don’t forget to go online and submit your favorite find each month to “Vaughan Garrett’s Favorite Find of the Month”. You might just be the next person to receive one of his free *Pro-Pointers!*

In the meantime, we hope you enjoy some of the treasure photos and stories shared by your fellow diggers in this issue. Happy hunting!

*Steve Moore*



**See videos of this Oklahoma hunt at [garrett.com](http://garrett.com)!**

#### Detecting a Little History

(Left) Evan’s finds this cold December day included three U.S. eagle buttons, a ring-tailed Sharps minié ball, Confederate musket balls, and an interesting printer’s block used in old type trays for printing.

The reversed design (lower right photo) is actually from the first flag of Oklahoma, adopted in 1911. The numeral 46 denoted that Oklahoma was the 46th state to join the Union (see flag above). In 1924, the Daughters of the American Revolution held a contest to redesign the state flag for Oklahoma.



New Jersey



George V. of Little Falls, NJ was thrilled to find his first old coins shortly after receiving his *ACE 350*. He dug an 1894 Indian Head penny (*above, right*) on his first day and followed this days later with an 1848-O Seated Liberty half dime (*above, left*).

Oklahoma



Bart Davis of Moore, OK (*above*) holds up a Civil War era cannonball he found with an *AT Pro* in December. Bart's finds of the day (*seen below*) included lead round balls and an ornamental patriotic eagle with a cut-glass center stone.



Oregon

International Coin Hunting



Robert Farmen of Eugene, OR stopped by the Garrett factory recently while in town visiting his daughter. He shared some of his favorite coin finds made during previous visits overseas, where he hunted with his *GTA 500*. Robert, his wife Jodie and their daughter Megan traveled through the Netherlands, Germany, Austria, Italy and even New Zealand. His coin finds date from modern Euros to the early 1820s and were primarily found while hunting public parks in these various countries.

Russia



Poul G. (*left*) of Berezniki in the Perm Region of Russia sent in this photo of his "lucky find of 2011." He found this 6th to 8th Century amulet (*right*) in late autumn along the banks of a river using his *AT Pro*.



Correction Notice

The Summer 2011 *Garrett Searcher* ran a photo of a rare 1792 half disme (dime) that a coin hunter claimed to have found with an *ACE 350*. It has since been brought to Garrett's attention that the submitted photo was

actually taken by Don Hartman of New Jersey and was found by Jim Massey. This photo had been printed in the April 2005 issue of *Western & Eastern Treasures* magazine. The *Searcher* regrets this error.

# 2011, My Best Detecting Year

Story submitted by Mark Sweberg, Ashburn, Virginia

These photos represent the best finds of 2011 made by *AT Pro* user Mark Sweberg of Ashburn, VA. Mark contributed a story to the previous issue of the *Garrett Searcher* newsletter (*Fall 2011, page 15*) in which he described an historic piece of property he and his hunting partners were working. Their great finds of early coins and Civil War-era artifacts continue, as seen in these images.

To read Mark's full story and to see other photos, click the link below:

**[Full-story pdf \(CLICK TO READ\): "2011, My Best Detecting Year"](#)**



# Garrett “AT” Accessories Now Available

Several accessories for the popular Garrett *AT* (All Terrain) detector series are now available and are shipping out to hobby dealers.

The 5”x 8” DD *Proformance* search-coil that is standard on the Garrett *AT Gold* is now available for owners of the *AT Pro*. The compact size of this coil makes it very useful for maneuvering through tight spaces or trashy areas and for separating adjacent targets.

The new 5”x 8” DD coil cover is a “must have” protection piece for anyone who plans to scrub the soil while searching. Finally, the black middle stem with camlocks that is included on



◀ 5” x 8” **PROformance** DD coil  
Part No. 2222800  
MSRP: \$149.95

5” x 8” DD Searchcoil Cover ▶  
Part No. 1607400  
MSRP: \$12.95



▲ Black Middle Stem with Camlocks (for Garrett detectors)  
Part No. 2347500 MSRP: \$17.50

all new *AT Pro* and *AT Gold* detectors is now available as an accessory item. Customers can use this new stem to upgrade their existing *ACE*, *GTI* and

*GTAx* metal detectors with additional shaft stability. (Suggested retail prices and part numbers are shown with the images above.)

## Kentucky

### New *AT Pro* User’s Story

“I have been metal detecting for about 4 years with different brands of machines,” said Randy G. of Burlington, KY. “When the *AT Pro* was announced, I said, ‘I have to have one.’

“My second hunt was at a farm house I have been to several times and thought was hunted out. I had never been able to work close to the house due to the trash. Well, I switched over to the Pro Mode and started slowly working toward the back door. I was using the Iron Audio and getting the hang of it pretty good. In between the junk, I kept getting a faint signal in between the iron.”

Randy pinpointed a high signal target at 10 inches with a target ID in the 90’s. He was rewarded with his first silver dollar, a 1922 Peace Dollar. “Thank you for a quality machine,” he said. “I am looking forward to many great finds. I can’t wait to water hunt next summer.”

(Right)  
Randy’s  
1922 silver  
Peace  
Dollar find.



These well preserved bronze artifacts, which date to about 2200 to 1100 BC, were found with a *GTI 2500* by Pop I. of Romania.



## Australia



Simon B. of Melbourne, Victoria found this 8-gram gold nugget with his *GTI 2500* while hunting an early Australian gold rush site in the All Metal Mode.

## South Carolina



Early South Carolina relics found by Steve Moore of Texas with an *AT Gold*: two flat buttons, a Civil War era South Carolina palmetto button and a U.S. Artillery button, circa 1820–1830s.


South Carolina



David G. of Anderson, SC has found seven .925 silver rings and one .925 silver bracelet so far with his *AT Pro*, much of it coming from hunting local swimming holes.

# Sand, Surf and Swimmin' Holes

Texas



(Above) The high school ring that Matt C. found and returned to its owner 44 years after its loss.

Matt C. of Hewitt, TX used his *AT Pro* to hunt an old lake that has now drained after its dam failed. In addition to such great coins as a 1917 Walking Liberty half dollar and Mercury dimes, Matt also found this 1968 high school class ring. With some good research, he was able to use the ring's initials to track down the owner who lost it in the lake 44 years ago. Way to go, Matt!

Hawaii

## Trash or Treasure?...Today it was both

"I never thought I would be so happy to find a piece of trash in the ocean," recalled Charlie H. of Ookala, HI. "The timing of its discovery was priceless."

Charlie was spending the day wading and hunting the beautiful beaches of Hawaii with his *Sea Hunter Mark II*. He had recovered two gold rings, a watch with a broken band, and "a hand full of coins" that day. During such days of hunting, he is often approached by people who are curious about his hobby and about what he finds.

On this date, an angry woman actually waded out to confront him. "She asked me if I had a permit or if I had obtained permission to use the detector in the water," Charlie recalled. He politely explained that no permits were required along most beaches in Hawaii.

The lady then complained that he could be harming the fish with "the sounds" his detector was making. "I explained that fish do not seem affected because they swim up to me all of the time, as do large sea turtles."

Unimpressed, the woman began "ranting" about how she was going to work to have metal detecting banned along the beaches. "At this point, I realized it was futile to argue with her," Charlie said. "Then it happened. I dug up the best find of the day."

Charlie reached into his basket and pulled out a corroded battery. "It was

better than gold," he thought. Turning to the bellowing woman, he showed her the battery. "If we can't use metal detectors, then who is going to remove trash like this from the ocean? You are so worried about the fish...what do you suppose a corroded battery is doing to them?"

Charlie then showed her the bottle caps, bobby pins, pull tabs, lids, and other trash in his pouch. "As if someone had thrown a switch, her attitude changed," he said. "She apologized for being so nasty and proceeded to thank me a dozen times for removing the trash from the ocean."

Charlie knows "you have to remove the trash to find the treasure," and at least on this one day, he had "turned a hater of our hobby into an advocate."

(Right) The corroded battery Charlie used to change a heckler's opinion of his hobby.



(Below) Charlie's two ring finds of the day, made with his *Sea Hunter*.



Florida



*Infinium* user Bob Spratley of Florida sent in these two photos showing the latest great finds he and hunting partner Bob R. (seen at left with a fresh find) have made along the coast. Seen below are an 8 reale cob, a 4 reale cob and a 2 reale cob after cleaning, all found in North-east Florida. These

coins date between 1598 and 1621 and were minted in Seville, Spain. "These coins had to have been in the ship's payroll or in the pocket of an unfortunate Conquistador," said Bob.




Texas



This 14k gold heart pendant contains 28 diamonds. It was found in the water by Stanley R. of Irving, TX with his *AT Pro*.

Maine



Nick E. is a teenager from Livermore, ME who had been diligently hunting with his new *ACE 250* in hopes of finding an exciting treasure item. He recently managed to dig this 1792 “2 Sous” French colonial coin (*above*) near an old cellar opening.

Connecticut



Kenneth H. of Plainville, CT was thrilled with seven silver coins (*above*) he found recently with his *AT Pro*. Kenneth decided to detect on the beach in early October, just after Tropical Storm Irene’s visit to the area.

Maryland



Barry S. of Hagerstown, MD found this 1939 German coin in a pasture on his horse farm with a Garrett *ACE 100*. “This one is special to me. How it got there will always be a mystery,” said Barry.

# Old Money

Australia



(*Clockwise from above*) An 1867 English penny, a 1918 Australian sixpence and a 1901 Queensland commemorative medal, all found by David H. with his *AT Pro*.

David H. of Queensland, Australia was quick to take his new *AT Pro* to some of his favorite hunting spots. “I bought it to use as an underwater detector for the nearby river systems, not as my primary coin hunting machine,” David noted. “Well, that soon changed!”

In a short time, he has found a number of old coins, including a rare Australian 1918 sixpence (only 900,000 minted). The area where he lives was only populated in the 1890s and David’s oldest coin find now is an 1867 English penny. “I had detected this area before with two other brands of detectors and I had walked over these great finds,” he said. “Good on you, Garrett.”

Iowa



Juan C. of North Liberty, IA knows the value of research. After studying this early 1900s photo (*above*) of a park in Cedar Rapids, he decided to search that area with his *Treasure Ace 100* detector. Juan’s research paid off in the form of a 1907-S Barber dime (*right*).



Massachusetts




(*Above*) An 1875 Seated Liberty dime and a 1942 war nickel found by Michael F. (*Below*) Michael’s 1805 Draped Bust dime.



“I have been hunting for a few years now, having a few decent finds but nothing spectacular,” Michael F. of Fall River, MA related. “I recently bought an *AT Pro* and decided to go out to a local field I have been hunting for a while. About an hour or so into the hunt I got a solid 50 signal, decided to dig it and out popped a 1942 war nickel. After another 20 minutes or so I got another solid signal about 6 inches down. I dug it and got an 1875 seated dime!

“My day was going great but could it get better? In the same area I got a nice signal but it was chattering a bit, I decided to dig any way as it was silver range. After looking around I did not see anything so I scanned the dirt around my hole, finally located it and couldn’t believe my eyes! An 1805 draped bust dime. In all my years of detecting I have not found something rare like this—that made my whole year.”

New Hampshire



(*Above*) Obverse and reverse of a 1787 New Jersey colonial copper coin found in New Hampshire by Tim B. of Troy, NH. Tim reported that he was using his *AT Pro* in Pro Mode Zero, with full sensitivity and a 25 Iron Disc setting. “The coin rang in at 81,” Tim added. “The Target ID is deadly accurate.”

# International Finds

## Portugal



Joana P. of Coimbra, Portugal, found this rare Roman artifact with her *ACE 250*. Made of a copper alloy and silver, this S-shaped piece has a square garnet inset.

## England

Craig P. of Walsall, England, took his wife along to hunt a local farm with their *ACE 250*. Her beginner's luck proved to be quite good, as she found this medieval ring!



## Belgium

(Right) This 14th century lead figurine of the patroness of hunting was found at a 10-inch depth with a *EuroACE* by Paul V. of Belgium.



## United Kingdom

Searcher Mark R. found this Charles I schilling from the 1600s at a 9-inch depth during his first three hours of hunting with his new *EuroACE* detector.



## Finland



This Gothic silver coin, circa 1350–1450 AD, was found in Finland by Jens L. with an *ACE 250*.

## Australia

Ashley S. of Palmerstone in Australia sent these photos of coins and a Sterling silver man's bracelet found with her *AT Pro International*.



## France



This detailed gold Florin coin was found in the woods by *EuroACE* user Sylvian B. of Lux, France.

## Slovenia

### Valuable Celtic Coins

*AT Pro International* user Simon R. of Slovenia recovered two valuable Celtic coins (both sides of each shown to right) during early November. He had spent five hours hunting a field in which he had dug some Celtic nails, an iron knife and other artifacts from the local period of the Celts (4th to 3rd Century BC).

On the way back to his car, Simon stopped to dig a target. "The signal of my *AT Pro* was very clean and the number was 72 to 74," he said. While most of his Celtic finds have come from 15 or more inches deep, Simon found these two at 25cm (9.8 inches). They were only 3 feet from each other. Although he is uncertain of their current value, Simon found that



one such coin in less pristine condition had sold in 2006 for \$4,000!



## Georgia



Brandon H. of Dalton, GA found two silver dimes and three rings in one day with his *AT Pro* while digging some local schools during mid-November. One of the rings was a 1903 silver FFA ring. The ring shown in the center above is a state championship soccer ring.

Brandon was able to track down the state champion soccer player and return the ring two days later. "He said that more people needed to get out and detect," Brandon related of the grateful ring owner.

## California



Jeff H. of Madera, CA considers his recent jewelry find to be "very special." While hunting in a park under several large trees with his *Infinium LS*, Jeff recovered this piece of art. The pendant is 925 silver with two amethyst stones, while the face is carved from the ivory tusk of a mastodon. "Jewels always bring a smile to my face," said Jeff, "but this is really special."

## Jewelry Finds

## Texas




"Got a frantic call from my sis telling me she had lost a ring her husband had given her when he was in Vietnam," said Pedro R. of San Juan, TX. Using his *ACE 250* the next morning, Pedro located the ring with his *SuperSniper* searchcoil. "They had been replanting some carpet grass and the ring was under a patch of grass about an inch deep," he said.

## North Carolina




This 10k gold class ring from 1916 was found by Jennifer W. of Old Fort, NC on the ball fields of an old school. Jennifer was using her *GTax 550* and *Pro-Pointer* when she made the recovery.

## Ontario, Canada



Nathan M. of St. Thomas, Ontario, dug this ring while searching a beach near his home with his *AT Pro*. "Once the sun was up, I knew I had just found my greatest find ever," said Nathan. "The 18k ring has 1.09 carat of invisible set channel diamonds. The setting contains 34 additional diamonds for a total carat weight of 1.43 carats. The appraisal came in at \$4,640!"

## New York



Robert L. of Syracuse, NY dug this handmade copper and turquoise ring (seen above after cleaning) while hunting a local park with his *AT Pro*. It was a productive copper day for Robert, as he dug 13 Wheat pennies from a single hole, their dates ranging from 1939 to the 1950s. "The *AT Pro* is proving to be a great machine in the trash," he said of the iron-infested local park he hunts.

## North Dakota



Paul H. of Park River, ND dug this gold ring at four inches near his driveway while hunting with his *GTI 2500*.

## British Columbia, Canada



*AT Pro* user William W. of Surrey, British Columbia, recently dug this late 1800s sterling silver Women's Christian Temperance Union necklace pin.

Indiana

### In Your Own Back Yard

Charles Garrett has long stated in his treasure hunting books that people should first start looking for treasure in their own back yard. Dan C. of Richmond, IN did just that recently after buying his first metal detector, an *ACE 350*.

His first silver coin was a 1907 Barber quarter from his back yard. After purchasing a *SuperSniper* coil for his *350*, Dan hit the back yard again and found a 1900 V-nickel!



(Above) Dan's back yard coin finds.

**Serious performance at an outstanding price**

Part No. 1140260  
MSRP: \$349.95

- Five search modes
- Enhanced Iron Resolution™ to separate good targets from adjacent junk iron
- Exclusive DD coil design with greater detection depth and performance in mineralized ground
- 8.25 kHz operating frequency
- Volume control headphones included

For more information and an online video go to [www.garrett.com](http://www.garrett.com)

## Coin Finds



Minnesota

### Hikers' Coin Spill Find

“On my second time out detecting, my fiance and I packed our hiking gear and made a trek through some rough terrain deep into a forest,” Shannon C. of Duluth, MN related. “We had done our research and identified a historical recreation area to hunt.

“While searching under a large group of trees with my *ACE 250*, I found a pocket spill of 11 coins.” Shannon’s coin spill (*seen at left*) included a 1910 Wheat penny, four Indian Head pennies (1904–1906), four Barber dimes (1905–1908), an 1892 Barber quarter and an 1899 Barber half dollar.

England



Ian's South Ferriby gold stater (*above, left*) find.

Michigan

This 1885 Morgan silver dollar was dug by *GTI 2500* user Michael A. of Jackson, MI.



United Kingdom



Peter C. of Birtley shared this photo of two coins from the period of Queen Elizabeth I. At left is a 1589 silver sixpence and to right is a three farthing coin, circa 1580, both found by Peter with his *GTI 1500*.

“I bought my Garrett *AT Pro* on the recommendation of a friend, who was one of the first in the UK to own one,” wrote Ian S. of Wakefield, West Yorkshire. “Since then my finds rate has gone through the roof, with three hammered coins in three outings.”

At a recent rally, Ian dug “a gold Stater of the South Ferriby type. Although it is de-based with silver, which gives it its dark appearance, it is still for me truly a once in a lifetime find. In these days of £1000-plus machines, it’s good to know that a company can make a top of the range machine for those of us not wanting to pay big money to enjoy our hobby.”

## Garrett Users Win *PRO-POINTERS* in Vaughan Garrett's Favorite Find of the Month

Here are some of the recent winners. Visit [garrett.com](http://garrett.com) to submit your story. You could be next!

### October 2011 Winners

Vaughan's favorite find for October 2011 was a sheriff's badge found by Matthew J. of Winterville, NC. In a field he had searched for years, Matthew was hunting along a trashy ditch bank with his *AT Pro*. He dug what he first thought was a child's play badge, "as I have found cap guns and toys in this field."

After returning home and cleaning it, however, he found the sheriff's name and county clearly displayed. Matthew posted a photo of it on Facebook to help determine its legacy. It belonged to the former Sheriff of Caswell County, NC from 1953-1958. Matthew made contact with the former sheriff's son and his reaction was simply, "Well I'll be damned."

His son mentioned his father probably lost it quail hunting and that his mother had looked everywhere for it. Matthew returned the 50+ year old Sheriff's badge to his grateful family.



(Left) Matthew J. was the U.S. October winner for finding and returning this 1950s sheriff's badge to the sheriff's family.

For the International Favorite Find for October, Vaughan selected Simon R. of Slovenia for his find of 8th Century Celtic bracelets (*below*) with the *AT Pro International*.



### November 2011 Winners

Tony R. of Council Bluffs, IA has returned four lost rings with his *AT Pro* so far. The latest was a diamond ring (*below*) that he recovered in a park he has hunted often. While searching for rings in this site he considers "hunted out," Tony has also dug some nice coins, including this 1857 Seated Liberty quarter. Tony is Vaughan's November Find of the Month winner for returning the lost ring.



(Right) Tony found this 1857 Seated Liberty quarter while searching in a park for a lost diamond ring that he also recovered for a woman.

November's International Favorite Find belongs to young William S. from the Isle of Wight, UK. While out hunting with his dad, William used his *ACE 250* to find a silver hammered coin.



(Above) William holds a Richard III half groat silver coin he found with his *ACE 250* in the UK.

### December 2011 Winners


For December, Vaughan picked three Favorite Finds. Visit [garrett.com](http://garrett.com) to read more on these latest winners.



Sean M. of Middletown, DE won a Pro-Pointer for finding a 1782 Spanish 1-reale coin (*above, left*) with his *AT Pro*.

Vaughan awarded a second Pro-Pointer to Anthony M. of Somerset, NJ for finding a 1734 Georgivs II Rex coin (*above, right*) with his *ACE 350*.

The International Find went to Cris C. from St. Joachim, Ontario, Canada. Using his *ACE 250*, he dug this silver Queen Victoria Jubilee Medal (*right*).



Keep submitting your stories! There are more *PRO-POINTERS* to give away.



1881 West State Street  
Garland, Texas 75042

PRSR STD  
U.S. Postage  
**PAID**  
Permit No. 179  
Garland, TX  
75040



## Join the Garrett Search Team!

Freddy S. of Durban, South Africa, sent in this photo of his Garrett Search Team patch, which he has sewn onto his favorite jacket.



These Garrett collector's patches are available free just for participating in Vaughan Garrett's Favorite Find of the Month. To learn more, visit:

[http://www.garrett.com/hobbysite/garrett\\_patches.aspx](http://www.garrett.com/hobbysite/garrett_patches.aspx)



To find your local Garrett dealer, visit [garrett.com](http://garrett.com) or call 800-527-4011.



## THE GARRETT SEARCHER™

© 2011–2012 Garrett Electronics, Inc.

Winter 2011–2012, No. 54  
P/N 3500054

**Publisher**  
Charles Garrett

**VP, Director of Public Relations**  
Vaughan Garrett

**Editor**  
Steve Moore

**Photography/Graphics**  
Brian McKenzie, John Lowe

Published by:  
Garrett Metal Detectors  
1881 West State Street  
Garland, TX, USA 75042-6797  
Telephone: 972.494.6151  
Toll Free: 1.800.527.4011  
Email: [sales@garrett.com](mailto:sales@garrett.com)  
Web site: [www.garrett.com](http://www.garrett.com)