

THE GARRETT SEARCHER™



Winter 2013

Garrett Metal Detectors®

HUNTING OLD HOME SITES: TIPS, TECHNIQUES *from* Charles Garrett

Most old houses and buildings will present detector hobbyists with a seemingly endless amount of junk iron of all shapes and sizes. If you are looking for coins, brass objects or similar other targets, use a small amount of discrimination.

It would take weeks or months perhaps to dig every metal target to be found around some old farm houses. This makes discrimination mandatory. In these search scenarios, I urge using a smaller size searchcoil, minimum discrimination, slow scanning, and careful study of questionable target signals.

Because of all the junk you are certain to find, you must develop techniques for properly identifying targets before you dig. Using a detector that has a visual target display can make your work much more enjoyable and productive.

For these old home sites, I recommend using either our Garrett *AT Gold* or *AT Pro* detectors with a 5x8" DD coil. Both of these *AT* machines include: a broad range of iron discrimination; Digital Target ID for more precise target identification; Pro Mode audio for better depth and target information; and Garrett's Iron Audio feature to help identify discriminated (unwanted) iron items.

The use of a smaller size DD searchcoil configuration will provide you



with the best ability to separate adjacent trash and good targets. Be sure to learn how your detector identifies targets both audibly and visually. Try to correlate the audible and visual signals before making a decision on digging a specific target.

In areas with lots of junk targets, your audio will sound often with blips and other sharp signals and—hopefully—an occasional higher tone of a good coin target. If you are hunting within the Pro Mode of either an *AT Pro* or *AT Gold*, remember that your detector will be identifying deeper targets than some machines are capable of reporting. Consequently, you will hear more signals over a given spot of ground than another detector that is not searching as deeply. You have several options that will not only

cut down on spurious sounds but identify all targets more accurately.

First, you can reduce detection depth (sensitivity) slightly and still have sufficient depth for most targets. If you are using the *AT Gold's* adjustable threshold, you can reduce it almost to silent to reduce bogus signals. Experiment with various combinations of adjustments such as these to achieve optimum audio in such cluttered areas.

You will still hear a steady reporting of sounds on old sites littered with iron junk. You can reduce the number of these signals by increasing your iron discrimination settings. Be aware, however, that the use of too much iron discrim can cause you to miss good targets that are being masked by iron trash. I recommend using as little discrim as possible. You might be surprised at what others have missed on an old home site where they searched using maximum levels of discrimination.

For the greatest depth and sensitivity, use headphones and set your controls for the faintest threshold you can hear. Cover old sites methodically, completely and thoroughly. What does this mean? Simply put, slow down!

Move along old home sites slowly and cross over the same area from different directions. Because of iron trash items, good targets may sometimes only present just a hint of a good signal—and sometimes only from one approach direction.

And, of course, remember to leave all structures and the ground around them in better condition than you found them. Good luck and happy hunting!

Customer Finds From the Field

Bronze, Silver, Gold!

France



It felt like an Olympic sweep to Denis S. of Bouscat, France. He went with a friend to detect in a Bordeaux region vineyard using his *ACE 250*. Denis dug not only bronze French Napoleon coins but also a silver and a gold! Seen above (left to right) are four bronze 5 centimes (dates: unreadable, 1864, 1853, and 1855), an 1868 silver 5 francs coin, and an 1870 gold 20 francs coin. (Favorite Find Winner! See pg. 31)



Finder: Steve H., Anchorage, AK

Using: *AT Gold*

Find: Steve found these gold nuggets in a remote area of Alaska along a creek with exposed bedrock. He used the small *Super Sniper* coil to find nuggets weighing as little as two grains (just 1/240th of an ounce)! His nine nuggets weigh a total 1.45 grams.



Finder: Michael B., Palmer, TX

Using: *AT Pro*

Find: Silver ring. In his photo, the ring is still tangled in the grass roots of a plug Michael has dug at the park.

THE GARRETT SEARCHER™

© 2012 Garrett Electronics, Inc.

Winter 2012-2013, No. 58

Publisher
Charles Garrett

VP, Director of Public Relations
Vaughan Garrett

Editor
Steve Moore

Photography/Graphics
Brian McKenzie, John Lowe

Published by:
Garrett Metal Detectors
1881 West State Street
Garland, TX, USA 75042-6797
Telephone: 972.494.6151
Toll Free: 1.800.527.4011
Email: sales@garrett.com
Web: www.garrett.com



Finder: Chris L., Derby, UK

Using: *ACE 250*

Find: Chris had the find of the day during a charity rally in Warwickshire in September. Digging six inches down, he recovered this Bronze Age spearhead. The on-site museum Finds Liaison Officer identified it to be from the period of 1500 to 1100 BC. For Chris, it was his oldest find to date and the oldest artifact found at the rally that day. "It is now in my collection of items, including Victorian coins, etc., and some other significant finds, including a Roman fibula and King John hammered silver penny, both of which are recorded in the Portable Antiquities Scheme database," he said.



Finder: Joe D., Baltimore, MD

Using: *AT Pro*

Find: 1831 Large Cent and an 1809 half cent



Finder: Dave S., Clinton, OH

Using: *ACE 250*

Find: Lincoln commemorative coin



Tokens, Badges & Plaques

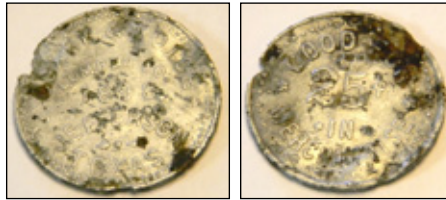
Quality Time with Dad

New York



Fred B. of Syracuse, NY decided to pick up metal detecting early this year and bought an *ACE 350*. "When I was younger, I used to go out with my uncle and remembered how fun it was," he said. Fred was pleasantly surprised when his father showed an interest in his new detector.

Together, they dug some clad coins and then Fred's dad got a "nice strong signal." They dug up a set of religious medals (*see above*). "But the true treasure of the day was the bond I had been searching for for 20-plus years," said Fred. "We now go out hunting every weekend and I love every minute of it. Thank you, Garrett, for bringing me and my father closer."



Finder: Bob F., Colleyville, TX
Using: *AT Pro*
Find: Bob dug this 1898 token at the TAMDC Hunt in Jefferson, TX.



ENHANCED IRON DISCRIM
TWICE THE IRON RESOLUTION
OF AN ACE 250
**HIGHER FREQUENCY AND
LARGE DD SEARCHCOIL**
ALL-PURPOSE VERSATILITY



Finder: Peter S., Western Australia
Using: *AT Pro*
Find: 1945 Victory Medal



Finder: Kenny S., Dundee, Scotland
Using: *ACE 250*
Find: Wirral brooch, ca. 200 AD

Germany

Thomas T., who is active with the U.S. Air Force, decided to take up metal detecting while stationed in Germany. He ordered an *AT Pro* and began searching for history on private property.

His favorite find was made along a path leading to a German village. Thomas dug this 1.5-inch, round brass badge (*right*) about 4 inches deep in the old path. He explains that the badge "was handed out to the laborers of the Third Reich every 1st of May. The words across the top read 'Tag Der Arbeit,' which translates to Labor Day, and the year is 1934. The pictures are of



a laborer, a hammer and sickle, and the typical eagle and swastika of the Nazi party."



Finder: Lonnie B., Grangeville, ID
Using: *ACE 250*
Find: Medallion from 1915 World's Fair held in San Francisco



Relics, Rarities and All Kinds of Finds

Florida



Excited to use his brand new *ACE 250*, Daniel A. (above) of Perry, FL went detecting at a local park with friends. Near an old oak tree, he began digging his first target, indicated to be 6 inches deep. "There in that clump of dirt was my first find, a 3-ring Civil War bullet," he said. "I couldn't believe it. How lucky could I be? My first find was a piece of history."



ATTM GOLD

DEEP SEEKING
TRUE ALL METAL MODE.

ALL TERRAIN
FRESHWATER USE TO 10 FEET.

ALL TREASURE
IDEAL FOR GOLD NUGGETS, COINS, RELICS, CACHES, AND JEWELRY.

Massachusetts

Fifteen-year-old Lawrence K. of Easton, MA found this 5-pound cannonball with his *ACE 250*. He was searching near an old Revolutionary War foundry site where cannonballs were once made for the Continental Army.



Finder: Jeremi M., Dadeville, AL
Using: *AT Pro*
Find: Civil War era bullets, buckshot and brass cartridges



Finder: Lee G., Alamosa, CO
Using: *AT Pro*
Find: 1918 Standing Liberty quarter and a lucky nickel token



Pennsylvania

Jeremy B. of Shippensburg, PA sent in this photo (below) of three weeks of Civil War finds. He was working a hard-hunted Confederate camp in Gettysburg with his *AT Pro*. "I use my machine in Pro Mode, but I run it wide open with no discrimination," he detailed. "The reason for this is that the ground is bad, so some lead bullets come up in the iron range." His haul includes a North Carolina button, a .58-caliber Austrian bullet, two Confederate shotgun slugs, round balls and a number of Gardner bullets.



A Startling Recovery

Pennsylvania

While helping to search for a woman's lost wedding band, *AT Pro* user Jon D. of Erie, PA was shocked to dig up this hand grenade (below). He believes it may have been defused and brought home from World War II as a souvenir by a soldier. "This was a first, and hopefully the last, for me!" Jon said. "Who would've thought this nice old woman would have a hand grenade buried in her yard!"





Coin and Jewelry Finds

Massachusetts

Glenn W. of Carver, MA acquired his first metal detector, a Garrett *AT Gold*, this past summer. He was quickly amazed with the coins and various items he was able to dig in his own yard. Within days, he moved to other public properties to continue his new metal detecting hobby.

Near an old hiking trail, Glenn made his best find to date: an 1842 silver half dime. His wife Shayne now has a Garrett detector of her own and the couple is thrilled with this “fantastic hobby that is fun and exciting for both of us!”




(Above) Glenn's 1842 Seated Liberty half dime find.

Finder: Ned C., Huntsville, AL

Using: *GTAX 750*


Find: Ned found this ring (*below*) near an old soccer field. He and his wife took it to a jeweler, where they found that the center stone is a blue zirconia but the other six diamonds are real.



Finder: Ruben, Patterson, CA

Using: *ACE 250*

Find: 18k white gold ring with about 30 small diamonds



Finder: Craig K., Racine, WI

Using: *AT Pro*

Find: Craig hunted a “picked over” park near his home. Among other finds, he dug this 1849 Seated Liberty dime (*below*). On its reverse side is a letter “M” carved design—thought to be a love token.



Finder: Michael H., Mark Center, OH

Using: *ACE 350*

Find: Michael loaned his new *ACE 350* to his neighbor's boys. An hour later, one of them had dug this 1937 Walking Liberty silver half dollar (*below*) in his own front yard. “They went out and bought a new *ACE 350* of their own,” Michael related.



Finder: Jim B., Rieglesville, PA

Using: *GTI 1500*

Find: Four silver coins found in one Pennsylvania farmhouse yard (*below*)



Finder: Donnie F.

Using: *ACE 250*

Find: 1942 silver Walking Liberty half dollar (*below*)



Finder: Richard W., Stuarts Draft, VA

Using: *AT Pro*

Find: Richard dug this 1801 U.S. large cent on an old farm. Although he was running his *AT Pro* at reduced sensitivity due to a nearby electric fence, he still made this find at a 7-inch depth.



Finder: John B., Edmondton, Canada

Using: *AT Gold*

Find: John found this sterling silver New York Yankees chain along the shores of a nearby lake. He said he was surprised to find the 35.7-gram silver chain in only 3 inches of water.



First Detecting Finds

Denmark



Awe and pride. Kim J. from Denmark said that his 4-year-old daughter Klara (*above*) was “glowing with pride and awe” after digging her first treasures. They had started hunting in the family’s backyard after the arrival of their new *ACE 150*.

Their best first-day finds were a Danish 5-ore from 1965 and a 25-ore coin from 1997 (*seen below*). Kim now plans to buy an *ACE 250* so that Klara can hunt with her own detector.



Finder: Paul M., Middletown, OH

Using: *AT Pro*

Find: Paul was searching a frequently hunted park when he recovered his first silver Canadian dollar (*below*).



New Zealand



Park relics. Dave B. from Wanganui, North Island sent in this photo of relics he recovered from a New Zealand park with his *ACE 250*.

Beginning from left are: a fireman’s button; an old gold watch; a three-ringer bullet from the Maori Wars; a silver World War I honorable discharge badge that was issued in the UK; and a cap badge from the New Zealand Hauraki Infantry Regiment.

Submit Your International Finds
and become eligible for
Vaughan Garrett’s Monthly Favorite Finds
Pro-Pointer give-aways!
(See page 31 of this issue)



Finder: Stephen H., Brixham, Devon
United Kingdom

Using: *ACE 250* and *ACE 150*

Find: Stephen (*above*) has found two Scottish hammered silver coins from the reign of James VI of Scotland while using his *ACE 250*. One of these is shown in the upper right photo. The lower photo shows an 1938 silver sixpence Steve found in June with his *ACE 150*.

Finder: Crystal W., Portugal Cove-St. Philips, NL, Canada

Using: *ACE 150*

Find: Firmin & Sons livery button, ca. 1852-1876, made in London



Finder: Messad R., Morocco

Using: *EuroACE*

Find: Rare coins and artifacts found near an old village

Finder: Eric A.,
Ontario, Canada

Using: *AT Pro*

Find: Eric recovered this sterling silver and diamond ring in waist deep water along the shores of Lake Erie.



Finder: Jason C., Sault Ste. Marie,
Ontario, Canada

Using: *AT Pro*

Find: 140-gram stone with a nickel core and black crust that Jason believes to be a meteorite (*below*)



Jewelry and Ring Finds



Finder: Brian S.

Using: ACE 350

Find: Brian found this 14k diamond ring while hunting a park with his father-in-law. His find appraised at \$4,000, the proceeds from which he plans to use to buy a pair of *AT Pros*.



Finder: Douglass J., Rio Linda, CA

Using: ACE 350

Find: During his first 40 hours of learning to use his *ACE 350*, Douglass has dug 3.1 pounds of coins and two silver rings (seen above).



Finder: Tom C., Green Bay, WI

Using: ACE 350

Find: Tom found this 14k yellow gold ring with five diamonds while hunting a lake's swim beach area.



Finder: Larry C., Marion, VA

Using: AT Pro

Find: Sterling silver dogwood ring, handmade from 1930s to 1960s by Asheville, NC artist Stuart Nye.

1.972.494.6151



Finder: Bill N., Mannsville, NY

Using: ACE 350



Find: Sterling silver pin/badge made by Blackinton. "It was 5 1/2" deep," said Bill. "Appears to be a uniform item from the United States Public Health. It is 100% intact. Will definitely put this find in a display case!"



Finder: Mike B., Fort Worth, TX

Using: ACE 250

Find: Gold coin ring valued at more than \$1,000. Bill made this find while on vacation in Florida.



Finder: Glenn W., Carver, WA

Using: AT Gold

Find: Glenn assumed it was a steel-plated and tarnished necklace when he found the chain (seen above, right)

on a recent water hunt. With a little cleaning and a visit to a local jewelry store, Glenn's 14k gold, 17-gram chain looks much different now (above, left photo).

Another "AT" Water Recovery Success Story

Illinois

Lance P. from Wheaton, IL has a great story of the ring recovery he made with his Garrett *AT Pro*. Here it is, in his own words:

"My wife and I teach at a small Christian university, and our first semester here (Fall 2010) she agreed to participate in a student event in which she would paddle a boat with her hands in one of the school's retention ponds. When she left the pond, she realized her wedding ring had fallen off! It was made of her grandmother's diamonds and was irreplaceable, both for its sentimental value, and because of their quality.

"I've always been interested in metal detecting but have never really seriously tried it, so I purchased a Garrett *AT Pro* to search the pond. The facilities department on campus was using an old detector they had, but only its search coil could go in the water, so they were limited to searching when the water was really low. I practiced in our backyard a bit (we live in a house built in 1900), and found quite a few interesting bits—coins, old appliance handles, etc. I then searched the pond for a day in the summer of 2011, and found a few coins and cans, but no ring.

"Now my wife has gotten a job at a different college, so we're moving shortly, and I decided to do some more searching before we leave. I searched heavily in one section of the pond a couple of weeks ago, and found more coins, but nothing else. Then, two days ago, I decided to give it one more try, and search very carefully in one more section of the pond. After about an hour and some aluminum foil, I got a hit at 79. I was using a sand scoop to dig, because the silt at the bottom is pretty easy to filter through with it.



Lost and found. Lance P. was able to recover his wife's wedding ring (above) with the help of his *AT Pro* and his own persistence.

"As soon as I picked up the scoop I heard a solid clank, and then I saw the main diamond of her ring shining like always, right through the mud! I ran back to shore (falling into the mud in the process), and called her to pick me up. I slipped the ring on her finger, and she was absolutely thrilled! I cleaned her ring when we got home, and it's almost like new—a jeweler's cleaning is coming.



"Thank you for the quality Garrett *AT Pro*! I could never have been as thorough without it, because I was able to search when the water was high and when it was low. I look forward to continuing to use it. I'm fairly hooked at this point!"



Finder: Daren R., East Cowes, Isle of Wight, UK
Using: *ACE 350*
Find: Rare gold coin

Ohio

Finder: Keaton F., Leipsic, OH
Using: *ACE 350*
Find: Keaton (right) shared photos of his first finds after receiving an *ACE 350* for his birthday. Among his coins were 1940 and 1945 wheat pennies.



Finder: Colin M., Madison, CT
Using: *ACE 350*
Find: Colin (above), 11, had just learned about Civil War bullets at school. Imagine his excitement after receiving an *ACE 350*, going out to hunt, and digging his own minie ball!



Finder: Joe G., Sanatoga, PA
Using: *AT Pro*
Find: Joe dug his first Seated Liberty half dime and also an 1857 Seated Liberty dime in the same afternoon.



Sand, Surf and Swimmin' Holes

It Goes Where I Go—No Exceptions

Arizona



Ed F. of Holbrook, AZ sent in the following story in May:

“Two weeks ago, I got the *ACE 250*. My brother and I thought we would check out some of the old swimming / fishing spots from back in the day. Right

off we started finding coins (mostly pennies) then we started to figure out what the machine was trying to tell us and wow—dimes, quarters and more pennies. We went to another area and within 15 minutes, I had found my first great find, a 1788 Joseph II silver coin that someone had made into a medal.

“I checked the hole again and got another hit. This one was a 1944 United States of America 10 centavos (Republic of Philippines). I took five more coins from the same hole: an 1881 German Mark, a 1918 two Franc, a 1974 five Franc, a 1904 five Franc, and an 1887 three pence piece. The next week I went to another spot. One hour, several pennies and dimes later, WOW—a 14k gold and diamond ring!

“My new Garrett is now a part of my truck. It goes where I go.”



Finder: Ola W., Brazil

Using: *AT Pro*

Find: These water finds were made using the *AT Pro* along the beach of Caiobá on the coast of Paraná in Brazil.



Finder: Mathieu C., Herault, France

Using: *ACE 150*

Find: Chanel watch with 1.6 carats of diamonds found in the sand on a beach in southern France.



Finder: Nathan M., Aylmer, Ontario

Using: *AT Pro*

Find: Nathan found this .53 carat, 14k gold ring while hunting a southwestern Ontario beach. He had it appraised for \$3,490.

New York



After being told by his doctor that he should get outside more to walk, Carmine T. of Staten Island, NY bought an *ACE 250* and a Garrett sand scoop. “The health benefits of using my *ACE 250* a few hours every weekend on the beach is fantastic,” Carmine said. Shown above are some of his coin and costume jewelry finds from the beach.

Finder: Mark W., Clinton, ME

Using: *ACE 250*

Find: Mark found this 1808 silver Spanish real on a Maine beach while hunting in the sand near the highest water line. The find “about gave me a heart attack,” he said.



PULSE INDUCTION POWER



- All Metal Deepseeking Mode
- Superior salt elimination ability
- Discrete Trash Elimination control
- Operating depth to 200 feet
- Submersible headphones included

Coins and Jewelry

Kentucky

Charlie P. of Campton, KY made his favorite find several years ago with his *ACE 150* at his grandfather's house. His grandfather had told him about how he and his buddies made silver rings during World War II.



"They would take silver quarters and cut the center out with a knife and take a spoon and beat the edge flat on them to make a ring," said Charlie.

After the war, Charlie's grandfather had lost his silver quarter ring while working behind his house. Years later, Charlie found the silver ring (seen above) with his *ACE 150* and showed his grandfather. "He told me right before he passed away last year he wanted me to have the ring, and I wear it every day in his memory," Charlie related.

Wisconsin

Mike F. of Fort Atkinson, WI had the chance to hunt an old farm with his *AT Pro*. Using his new 5x8" DD coil to avoid the trash he expected, Mike soon found Indian Head pennies from 1891 and 1892.




Mike F. found this pocket spill of three Barber coins with his *AT Pro*.

"I searched for about another hour and got a steady 87 with a weak tone at 8+ inches," he said. "I thought, 'this might be silver.' I flipped the plug and I saw the edge of the coin and it was silver."

Mike had found the date 1904 on the Barber quarter "and started shaking." He filled in the plug, swung his coil back over it again, and an 83 reading at the same depth. Mike pulled the plug, recovered an 1896 Barber dime, and soon found yet a third Barber coin in the same hole. "This was the first day I have ever found more than one silver coin, and they are the first Barber coins I have found," he recalled.

California

The 1836 King Otto Greek coin was found in a Downey, CA park by *ACE 350* user Mike K. "It is a mystery to me how it came to be there," he said.



Ohio

After buying an *AT Pro* in May, John F. of Williamsburg, OH hunted a freshwater beach near his home. Although he had hunted the site with other brand detectors in the past, he found an 1845 large cent this day (left photo). "The *AT Pro* rocks!" John wrote.

Oregon




Dane J. of Portland, OR found this 1943 Liberty dime with his *ACE 350* in the backyard of the home he was raised in.

Pennsylvania



Jon G. of Sanatoga, PA decided to move up from his Garrett *ACE 150* to an *AT Pro*. On his first full day with the new machine, he pulled his oldest coin: a 1700s King George half penny (right).



Illinois

These two rings (seen leaning against a copper item at left) were found by Tim L. of Pekin, IL during his first day out detecting with his new *ACE 250*. He was searching an old closed-down swimming



beach at a lake. During this first hunt, Tim also dug \$9.47 in clad and 12 silver coins, including an 1896 Barber dime. When Tim returned to hunt this lake again, he found a class ring (see left photo), a gold eagle necklace piece and more coins.



Coins and Jewelry

Wedding Ring Recovered from Sea of Mud



(Above) Mike holds his wedding band after he and his wife located it with their ACE 150.

(Left) The scene of the lost ring. Mike (seen in foreground on far right) poses with his mud volleyball team near the playing field where he lost his ring.

Finder: Mike S., Japan

Using: ACE 150

Find: Mike, originally from Canada, now lives in Japan. He joined a team of English teachers to compete in the annual mud volleyball tournament that takes place in Asahi. The sixty-four teams competed in a muddy, flooded rice field.

During the course of the day, Mike lost his wedding band in the sea of mud. All attempts to find it were exhausted so he decided to order an ACE 150 metal detector. When it arrived via mail weeks later, he and his wife Mary watched the instructional DVD and practiced at their neighborhood park.

The real test came when they took their ACE 150 to the muddy rice field where the mud volleyball contest had been held. Mary scanned for targets while Mike dug through the mire with his hands. After some time, they were successful in finding his wedding ring. Mike promises his ring will stay on his hand for the rest of his life—except for next year's mud volleyball tournament. "I'll take it off for that," he said.



Finder: Kevin P., Pembroke, New Brunswick, Canada

Using: ACE 350

Find: Kevin found many War of 1812 era coins and relics in his yard. Seen above are various UK coins, a Chinese cash coin, and a New Brunswick regimental button. Groups of soldiers camped in his area during the War of 1812.



Finder: Andrew L., Staffs, UK

Using: ACE 250

Find: Andrew's first ring find with his new ACE 250 was this 9 carat gold lion's head ring.



Finder: Pete W., United Kingdom


Using: AT Gold

Find: Pete has detected for 30 years but never found a gold coin until he borrowed his wife's AT Gold. From an iron-laden field, he popped out this 1825 gold George IV sovereign coin.



Digging for History in Europe

by Steve Moore



You would think after having made a handful of previous detecting trips to Europe, I might be a little wiser at packing. Not so. I still pack to cover the unknown elements (warmer hunting days; cold days; possible water hunting; field boots; beach shoes, etc.).

When the trip will last the better part of two weeks, it pays to be prepared. The result, however, is not amusing to the poor airline counter girl who struggles to lift my suitcases.

Somewhere along the travel from Dallas through two New York airports to Milan, Italy, the airlines managed to get even with me. Upon arrival in Italy, I found that the luggage “handlers” had handled one suitcase violently enough to break my *AT Gold* housing from its stem. Another trip, another lesson learned. It’s not good enough just to wrap the detector housing. From now on, I’ll always remove the control box

A Photo Essay of Metal Detecting Through Southern Europe

from the stem and then wrap it up. Oh, well. I only learn my lessons one way—the hard way.

Fortunately, I have enough backup gear to not be sidelined. For this trip in October 2012, I’ve once again traveled overseas with Garrett employees Henry Tellez and Brian McKenzie. We are visiting Garrett distributors in Italy, France and Spain. We will attend a number of organized field hunts, including a large rally in historic Toledo, Spain, where other distributors from Russia, Greece and Belgium will attend. Along the way, Brian will be videotaping and photographing much of the action for the benefit of Garrett’s YouTube channel.

The ancient castles that still stand in many areas of Spain, France and Italy are truly amazing to me. In many of the mountainous regions, people today live in historic fortified cities that were built during the medieval period. Frequently in these areas, the crumbling white rock walls of ancient castle towers rise up from the highest hills. Ruins can often be spotted in the hills just as casually as



These medieval copper and silver coins (*above*) were hammered from dies by local artisans. These finds were made by Georgio T. of Italy with his *AT Pro* and *AT Gold*.



Ancient walls. The remaining structures of such Medieval period castles are fairly common sites throughout areas of France, Spain and Italy (Right) Luca scans for coins near the remains of an old tower located on private property.





Digging for History in Europe

Continued from pg. 12

if you were spotting the golden arches of McDonald's signs while driving through America.

Such sights are quick to energize a treasure hunter's instincts. Where there is a structure built a thousand or many hundreds of years ago, there must be ancient coins and artifacts nearby!

In the green Umbria region of Italy, fortified hill towns dot this largely agricultural area. Some of the earliest buildings in these towns were made of wood but later of stone as they eventually functioned as independent city states. During part of our travel through this

region, we stayed in a bed and breakfast that sits directly below the walls of the ancient city of Arrone. A nobleman from Rome founded Arrone in the 9th century, first as a wooden castle which was later rebuilt in stone during the 12th century.

Many of the castles in the Umbria region were built between the 14th and 16th centuries, although some go back even farther. During the 11th to 14th centuries, many of these regional city states created their own coins out of copper. Copper was a less expensive way to produce local currency than using silver or gold. Such "castle coins" often

sported static designs on one side and a design unique to the city on the other.

We had the opportunity to detect several Middle Ages sites during the course of our travels in Europe. It was often quite a quest just to reach them. At one site, we hiked across a narrow stone bridge built high above a clear, cold mountain stream that flows through the region. The remains of a stone castle still sit high above this river and the twisting hike through the forest to get there would have made a mountain goat winded.


The first such ancient structure we visited was pretty exciting to explore.



Bridging history. This day's search group poses on a stone bridge (above) built hundreds of years ago high above a river in the mountains. Standing (left-right): Paolo, Leonardo, Luca, Romeo and Giorgio. Front (left-right): Steve, Henry, and Roberto.

Roman cache! During one of our hunts in a plowed field, Amos A. (left) made a great recovery with his AT Gold. He dug what appears to be the remains of an old bell, into which had been stashed these Roman bronze coins (right).





Digging for History in Europe

Continued from pg. 13

I felt like a little kid again, crawling through openings and exploring around its perimeter. During the balance of our time in Europe, we did a good amount of hiking in to remote, steep areas. One of our hunt sites was located on a large tract of public land where three old stone towers remain within eyesight of each other in a mountainous region. As we navigated up to our search area, we were overtaken by a local hunting club that was setting up to hunt wild hogs this day.

Neither group was eager to give up their planned day's hunt, so we struck a compromise. Our team would stay up high on the mountain near the towers while the hunt club would run their dogs through the adjacent valley to try and flush some boar. During the next few hours, the wailing of the hound dogs could be heard as they chased their quarry through the countryside.

Only when the canines' yelps seemed to be approaching a little too close for

comfort did my thoughts dwell on the shotguns and rifles that were staked out in the lower hillside. Our finds were few on this site and I was relieved when we decided to try a new site in the afternoon that would be a little safer. The only bullets I really cared to see this day were those at least a couple hundred years old and buried in the soil.


We managed to recover early copper and bronze coins at most of our hunt sites. Not all of our locations were as demanding. Most of the farm fields had been freshly plowed due to the approaching fall months. The best find in one such field was a cache of Roman bronze coins found by Italian searcher Amos A.

Amos was using his *AT Gold* on the upper slope of the field when he got a strong signal. Calling to Brian to bring his video camera, Amos proceeded to unearth what appeared to be the upper half of a small bronze bell. Somewhere in the years of turning over this field, a

plow had shattered the vessel but seven coins still remained packed inside.

Farther out in the field—particularly down slope from Amos's find—we dug more small Roman coins. Luca, Henry, Giorgio, Roberto and I each managed to find coins ranging from Roman to more recent medieval period.

Amos proudly declared himself as the "champion" of this field, and we could not disagree with his great find. The most common finds in the plowed fields were the small lead seals used hun-



From the mountains to the vineyards. The fall grape harvest has begun (*left*) even as Paolo searches for old coins (*below*) in a vineyard. At right, our search team is seen hiking up a steep and rocky path toward some Middle Age ruins.





Digging for History in Europe



Field of history. Luca searches for coins in the plowed field where Amos recovered his Roman cache.

Continued from pg. 14

dreds of years ago to mark cloth, bags and bales of goods. I dug a dozen or more of these stamped lead seals, along with various pieces of melted lead and bullets.

These pieces of lead often register in the 40s and 50s on the Digital Target ID of an *AT Pro*—the same general range for the smaller Roman bronze coins. Giorgio said that he dug about 50 targets from this field. While 80% of his targets were some form of lead, the rest were either Roman bronze or old copper coins. It's like digging pull tabs at the beach. You have to dig a pile of tabs to collect a gold ring; in these fields, you collect a pouch of lead but do add nice coins along the way.

The field was muddy from a heavy rain shower that had recently passed through. Within minutes, my boots were heavy with red clay mud. Within an hour, my *Pro-Pointer* was a solid ball of clay. The rental car people must love relic hunters, I thought.

Our European detecting trip would not be complete without trying our hand at searching in the vineyards and at the coast. While in Italy, we joined small groups of beach hunters organized by Roberto and by Paolo for two different searches along the Adriatic Sea's

coast. Paolo and his friends do quite well working the shorelines and surf in this area, where tourists kindly deposit their Euro coins and jewelry on a regular basis. Although I did not score any gold jewelry, I did recover a small silver bracelet, some charms, many Euro

coins, and a couple of Italian coins.

One afternoon, we joined Paolo's friends for hunting both in vineyards and on high hills near a very old church. Grape pickers were out working the field as we searched under the vines that snaked through trellises above our head. The soil was littered with patches of iron and scraps of wire used to secure the vines to the overhead trellis. But, we did manage to find several artifacts and coins as we maneuvered under the acres of overhead grapevines.

Paolo was quick to point out how the ground mineralization skews a small target's ID. Tiny bronze coins that read 51 or 53 in air tests would only scratch out a 31 to 35 in the iron-rich soil. His technique was to look for signals that bounced above 30 on his *AT Pro's* meter. Some bounced between iron and higher numbers, but if there was enough of a signal to make the meter jump at least into the 30s, Paolo was busy digging that signal due to his experience. (I've



(Above) Some of the latest collection of coins and jewelry Paolo S. has recovered on the Adriatic Coast using his *AT Pro International*.

(Below) One of our search groups on the Italian coast (*left-right*): Henry, Alessandro, Franco, Paride, Paolo, Faith the dog, Steve, and Romeo.





Digging for History in Europe

Continued from pg. 15

seen VLF meters act the same way in Culpeper, Virginia and in some mineralized areas of west Texas on small lead and brass targets.)

During our visit to southern France, we arrived in Marseille and drove north to meet our friend Vincent Avias. He was quite the gracious host—especially considering that his wife Emilie was still in the hospital from having delivered their first daughter just three days prior!

Henry, Brian and I hunted several scenic locations with Vincent and two of his detecting companions, Aurélien B. and Joachin R. En route to our first hunt site, we drove past the town of Avignon, which is sometimes referred to as the “City of Popes.” During the period of 1309 to 1376, seven popes resided in this fortified town (instead of in Rome) on the bank of the Rhone River due to a conflict between the Papacy and the French Crown.

Aurélien made the find of the day with his *EuroACE*. With the help of Vincent’s *Pro-Pointer*, he recovered a beautiful 14th century gold florin coin that depicts John the Baptist. My finds this day included a large bronze token (said by a local hunt club to likely pre-date the Middle Ages), half a crotal bell, several copper coins, an early thimble, and the inevitable musket balls that I always seem to find.

Our afternoon efforts to scout a high hillside for an old Roman village ended without luck. Following Joaquin into an area thick with scraggly trees, we ended up without a path. I literally had to crawl on hands and knees through briars and thorny trees. The rugged thicket tugged on headphones and tore both clothing and skin before we could extract ourselves from the scrub. We finished out the day hunting in less punishing countryside, where I added another interesting find: an early telegraph operator’s button with good gilt remaining and a Paris backmark.



Golden find! Aurélien B. of France (above) proudly holds the gold coin he has just found with his *EuroACE*. His French gold florin coin (shown below) depicts John the Baptist on one side and dates to the period of 1362–1370 AD.



Vincent searching along a scenic ridge line in southern France.

The following day, we set out for the mountains for an organized club hunt. Aurélien was on a mission to make up lost time as we departed late for our two-hour drive. Much of the trip was made at more than 100 kmh over blacktop country roads that were wide enough for only one vehicle in many places.

After meeting with the local detecting club in a village at the base of the mountains, the true white-knuckle part of the trip began. Our caravan of trucks and cars proceeded to snake through tight roads into the hills. The dirt roads were narrow and often ran along the edges of steep precipices.

Just across a small stream, the club parked and gathered for the pre-hunt briefing. The club president, Renato, explained the boundaries for our search. The lower fields were primarily farm land now but in the rocky slopes above could still be seen the remnants of two ancient villages that dated to the Middle Ages period.

The single-day hunt was broken by a mid-afternoon lunch break back at the vehicles. Henry and Renato announced that prizes would be given out for the top three finds of the day, and then the hunt was on.

I spent some time hunting with club members Sebastian D. and his friend, as

ATTM PRO
INTERNATIONAL

NO BOUNDARIES
ALL TERRAIN, INCLUDING
SALTWATER AND FRESHWATER
USE TO 10 FEET.

NEW LIFE
“HUNTED OUT” SITES CAN
BECOME PRODUCTIVE AGAIN
WITH AN AT PRO.



Digging for History in Europe

Continued from pg. 16



Mountain village hunt. The gallery at left shows some of the coins, buttons and artifacts recovered by the detecting club this day.

(Top) The club takes a lunch break and discusses their finds. (Above) Obverse and reverse of Renato's silver Greek drachma coin.

(Below, left) The second place find of the day was this Middle Ages bronze seal. (Below, right) Steve's finds of the day.



they were familiar with the more productive areas. On the higher slopes as we neared a medieval village site, we began to find more coins and buttons in the afternoon.

I had opted for the *AT Pro International* with the smaller 5x8" coil for the afternoon and was thankful I had. My better finds came from plowing through thorny brushy near the village site. I looked for areas that most sensible people would not venture into and thrust the little coil right into thickest stuff. I was rewarded with half a dozen old copper coins, several interesting artifacts, a half dozen early buttons, and a 3-inch

brass crucifix that was in good condition.

Most of the club's finds this day ranged in age from the past couple hundred years back to the Middle Ages. The top find was Renato's recovery of an early Greek silver drachma coin. The group considered the second best find to be Zlegler C.'s medieval era bronze seal.

As with all of our hunts, there is equal enjoyment in finding old history as there is in meeting new friends and just hunting in intriguing new environments. This was certainly the case when we met up with a quartet of friends from Belgium during our trip.



Digging for History in Europe

Continued from pg. 17

Henry and I have had the pleasure of detecting with Franco Berlingieri on a number of occasions in several different countries in past years. This fall, we joined him and his detecting club buddies Marc, Salva and Patrick to search a freshly plowed field.

As we hiked toward the distant field we planned to search, we crossed over a field of tomatoes that had just been harvested. We made a few swings in crossing through the rotting red remnants and Franco collected a large Roman bronze coin en route. I managed to dig a cut quarter of another bronze coin.

In the plowed field, we found a wide variety of targets: religious medallions, Roman coins, early copper coins, bullets, lead seals, etc. There were also more modern buttons and emblems that appeared to date to perhaps World War I or World War II.

As always, I managed to dig a few musket balls here and there. What struck me as somewhat amusing, however, was digging a slick Enfield bullet. Although I knew that the Enfield rifle originated in England, I was surprised to unearth something I'm used to finding on U.S. Civil War sites.

The final leg of our travels through southern Europe carried us to the historic city of Toledo, Spain. There we participated in an international rally hosted by the club Federación Española de Detección Deportiva (Spanish Federation of Sport Detection). This event was attended by searchers from Spain, Belgium, France, Greece, Russia and the U.S.

Much of the rally's hunt area was within a grove of olive trees that have been producing for hundreds of years. The top prizes included several gold coins, metal detectors, and all sorts of accessories.

I found the most interesting contest to be a Target ID challenge, in which contestants had to really understand



(Above) Henry snapped this photo of his AT Pro during our mountain hunt.

(Below) Roman bronze coin and an interesting button found by Franco Berlingieri during one of our plowed field hunts.

(Right) Medieval and Roman coins found by Patrick with his AT Pro International.



what their detectors were telling them. Twenty targets—ranging from specific Euro coin denominations to various artifacts and even junk items—were buried and marked with a number. Each contestant made his way to the stake, scanned it and told the scorekeeper what the target appeared to be. Only five people got it perfect, three of

them being Garrett users. In the end, our friend Franco, using an *AT Gold*, prevailed in the Target ID contest.

As with all rallies, it was a great chance to make friends from different countries, to enjoy good food and fellowship and a little competitive hunting. *(For a photo gallery of this Toledo rally, see pages 20–21 of this issue.)*



Digging for History in Europe

Continued from pg. 18



(Far left) Some of Steve's European finds include coins, buttons, buckles, religious icons, and various relics from a wide range of time.

(Left) Excavated archaeological site once settled by Celtic people and later inhabited by Romans.

(Lower images) Gold nuggets and flour gold detected and panned in western Spain. A modern Spanish prospector pans for gold alongside the creek.

Our hosts were gracious in guiding us to many fine places to search and in sharing much of the local history. While in Italy, Paolo's mother shared home-cooked pasta dishes for more than a dozen searchers. We also enjoyed a local favorite called arrosticini, which is basically Italian barbecue—kabobs of lamb drizzled in olive oil, salt and pepper and roasted over a fire.



Two other experiences stand out from our visit to Spain. In a rural area some distance west of Toledo, we had the opportunity to visit an important archaeological site that is, of course, off limits to any detecting. We were able to hike around and photograph the remains of an ancient Celtic village that dates to approximately 800 BC.

These occasional trips to Europe are vital to Garrett's marketing for several reasons. We get the chance to meet with our dealers and distributors face to face to see what they need. We get to talk directly to the end users in the field to see what they want. All of this knowledge goes directly into evaluating our current products and into future planning.



Our final interesting observation was in visiting a site in Europe where gold prospecting is viable. While in western Spain near the border of Portugal, our friend and detecting guide Jose drove us to a stream where he and his buddies have been successfully panning flour gold and locating larger nuggets with their *AT Pro* and *AT Gold* detectors. We enjoyed watching the trio dig several areas of pay dirt from the creek embankments and then work the soil with their pans.

I'm always left with a little jealousy over just how rich of a target environment they have here. And, you can bet that I'm always longing for future visits!

Looking over the variety of search experiences we had during these days, I realized treasure hunting in Europe is similar to what we experience in the U.S. That is, good finds are often the result of good research. The main difference in the recovered items is their wide range of age.



First International Rally of Toledo—Spain



International fun! Toledo, Spain was the site of the first international rally hosted by the club Federación Española de Detección Deportiva (Spanish Federation of Sport Detection). The club president, Stefano Andreini, uses his bullhorn to give last minute instructions to the searchers. (Left) During the first hunt, rally participants scour a grove of olive trees. (Below) Several detector dealers and the Spanish magazine *Detección & Monedas* (D&M) participated in the rally.





First International Rally of Toledo—Spain



Detectorists search the olive tree grove for planted tokens and native artifacts and coins. Searchers from a half dozen countries enjoyed the fellowship and food provided by the hosts of the Toledo rally.

(Far right) Franco Berlingieri of Belgium won a new metal detector for taking top honors in the Target ID contest held in the afternoon. (Lower left) Henry Tellez of Garrett presents a new detector to one of the rally's lucky winners.



(Below) Francisco "Paco" Gómez of *Detección & Monedas* magazine with rally organizer Stefano Andreini.





Quick Digs



Finder: Jason H., Spring, TX
Using: ACE 350
Find: Jason's first target at a local park turned out to be this 14k gold ring, weighing 13 grams.



Finder: Michael B., Palmer, TX
Using: AT Pro
Find: Silver jewelry found in a nearby park. "The AT Pro will talk to you and tell you what is under the ground," says Michael. "It has a language; you just have to learn it. It has saved me from digging so much trash. I use it in the Pro Mode and love it."



Finder: Curtis M., Lexington, MA
Using: AT Pro
Find: Revolutionary War button, British 74th Regiment



Finder: Mario D., Park Ridge, IL
Using: AT Pro
Find: Mario dug this 1924 Chicago vehicle operator's badge from a 4-inch depth in a neighbor's yard. "These are collectible memorabilia and seem to be rare," he wrote. "It was an amazing find!"



Finder: Jim B., Rieglesville, PA
Using: ACE 350
Find: 1825 Capped Bust dime



Finder: Larry K., McKees Rocks, PA
Using: AT Pro
Find: 1918 Standing Liberty quarter

Father/Son Ring Bling

Oklahoma

Tim A. of Tulsa and his 7-year-old son Tyler recovered eight rings (some are seen below) in May 2012 using their AT Pro and ACE 250. When young Tyler dug his first ring—a silver one—the look on his face "was total amazement," per his father. Tim's best find was an 18k cluster ring with seven diamonds.



Finder: Bradley D., Mebane, NC
Using: ACE 250
Find: 1835 Capped Bust Dime



Finder: Kelley R., Portsmouth, VA
Using: AT Pro
Find: 1853 U.S. half cent



Good Deeds and Big Hearts

Double Ring Return

South Carolina

Brandon H. of Sumter, SC shared this story in June of how he recovered two lost rings for the same man.

"I was contacted by lostmystuff.net in December to find 2 class rings the owner had lost in a pond over 30 years ago," he said. "The pond had been drained for a few years so searching was easy. After a few hours of searching for the college ring, I got a good signal but it was under tree roots.

"Using my Garrett *Pro-Pointer*, I was able to get between the roots and pinpoint the ring. I didn't have time to find the high school ring at the time because I had to deploy to Korea for 4 months but promised to return for the high school ring. Today I went back and found it within an hour. Once again, my *Pro-Pointer* proved invaluable in locating the ring in the thick mud."



(Above) The two lost school rings Brandon H. was able to recover from a dried pond and return to the owner.



Finder: Don B., Sanford, ME

Using: *ACE 250*

Find: Don found this brass tip to an early horse cart tongue while hunting in the Maine woods this past summer.

Finder: Marc D.

Using: *ACE 350*

Find: Marc was wrapping up a hunt in his local park with his *ACE 350* in October. He had found \$1.71 in mostly new change, with the exception of two Wheat pennies.

As he packed to leave, he was stopped by a woman who was pushing a toddler on a swing. She explained that she had lost a 1 karat diamond earring stud in a particular spot in her lawn. Marc offered to help but soon found a variety of signals as he searched a 10 by 20-foot section of her lawn.

"It occurred to ask to see the other earring and scan it," he said. Marc ad-

justed his *ACE 350* and within five minutes, he had a matching signal. He found the diamond stud (*right*) shining up from a patch of mud.



"The woman was so elated and she told me how she had received it the day her son was born," said Marc. Although he insisted he was happy enough to help her, she insisted on pushing money into his hand. On the ride home, Marc flipped open the bills and was stunned to see six \$50 bills! "I have gloated endlessly since about my *ACE 350's* ability to pay for itself!"



Finder: Joshua S., Hunker, PA

Using: *ACE 250*

Find: Joshua was able to use his *ACE* to recover his sister's lost promise ring several weeks after she lost it in the water. Joshua's future brother-in-law repaid the favor by buying him lunch and dinner.



Finder: Aubry V., Pasadena, TX

Using: *ACE 250*

Find: Janie O., who is vice president of the Treasure Hunters Association of Pasadena, responded to a *Lost My Stuff* posting online. She and Aubry, who is co-huntmaster for their club, arranged to help a woman find her lost wedding ring. Using his *ACE 250*, Aubry found the ring within five minutes. He is seen above with the happy ring owner.



Finder: Morris M., Longview, TX

Using: *AT Pro*

Find: When Phillip S. of Longview lost a treasured 65-year-old family ring, he called on Morris M. (*seen at left*) to put his *AT Pro* to work. After searching for more than two hours Morris located the Masonic ring and returned to its happy owner.

Relic Hunting Success

A Productive First Day's Hunt with an ACE 350

Minnesota

Michael C. of Brooklyn Center, MN was excited. He and his hunting partner had been given permission to detect a private farm adjacent to a southern Minnesota fort. It was the site of a bloody battle between Federal soldiers and the Santee Sioux Indians under Chief Little Crow.

The only trouble was that Michael's old detector was not up to the hunt. "I decided to fix the problems with a new Garrett ACE 350 and WOW did that fix the problems," he related.

Michael goes on to share the story of this day's hunt:

"Arriving at the field the morning of April 10 my partner was taking his time making wise cracks about how clean my new detector, trowel and Garrett pouch was, while I tried out the ACE for the first time.

"Swinging the coil along the edge of the field I received some small chattered



First day success: (Above) Michael holds some of the Civil War era relics he dug during his first outing with his new ACE 350. (Below) Michael's first dug target of the day was this .58-caliber three-ring bullet.



signals and one good, long, hard beep. It registered dime and it was my first good signal so I dug and up came a very nice 58 cal. three-ring bullet. Total time out of the box: less than five minutes. As I placed the bullet on the detector and took out my camera I looked up to see the truck parked no more than ten feet away. My partner was still pulling on his boots. It was the start of a very nice and very productive day.

"After a good two hours of detecting, the field produced only one more bullet and that went to my partner. So, it was into the woods. The woods were, after all, the place we came to hunt. The ACE 350 started singing out after just a few minutes. A three ringer, followed by another and then a Sharps bullet, followed by a small round .32-caliber ball. I called out to my partner around every fifteen minutes announcing bullets and canister shot.

"Then I received a very nice signal from what turned out to be a brass cartage case. The .44-caliber size and double hits from a rim fire pointed to an old Winchester Henry round. A .52-caliber Spencer bullet was next, followed by an 1860s eagle button. It was getting late when we exited the woods, but as we walked back to the truck my partner hit a good signal and dug a three ring bullet. I hit a large iron signal and at a depth of 16 inches I recovered a one pound piece of shrapnel. Then, as luck would have it, I received another iron hit that sounded so good I just had to dig. It was a Bormann fuse. What a great day of detecting and may I also say what a great detector. I was a little apprehensive to go into the field without my trusted old detector but the ACE 350 worked flawlessly.

"On our way home, we stopped by and thanked the farmer. I assured him that I considered it an honor to walk and detect on this historical land. I gave him a bullet and my partner gave him an eagle button he had found."



Finder: Vadim R., Russia

Using: ACE 250

Find: While hunting in the Kaluga district, Vadim found these cannonballs from the Russian 1812 war.



Finder: Lamar C., Canton, MS

Using: AT Pro

Find: Lamar researched and found a camp area used by General Andrew Jackson in 1820. With his AT Pro, he dug this enlisted man's shoulder belt plate, along with buttons and bullets.

CAMO DIGGER'S POUCH



- ★ 10" deep zippered treasure bag
- ★ Interior zippered treasure pocket
- ★ Exterior MOLLE-type webbing grid. Ideal for attaching a Pro-Pointer.
- ★ Secures with its own belt. Ideal for water hunting.



Relic Hunting Success Stories



Finder: Robert C., Pennsville, NJ

Using: ACE 250

Find: Robert took his detector along to hunt his grandparents' old farm land in Vernon, NJ during the Fourth of July holiday. Near an old horse barn built in 1820, he dug this Belgian-made flintlock pistol from the 18th century.

These bronze Roman fibula broaches were found in the North Pas de Calais by Garrett user Lecat R. of France.



Finder: Barry H., Middleton, WI

Using: ACE 250

Find: Barry recovered this 4.5-inch copper culture socketed spear point near a park in Madison, WI. He believes it to be a copper artifact from some of the earliest civilizations to live in this region many thousands of years ago.

Former soldier Mariusz B. of Poland is the proud owner of both the *AT Gold* and *AT Pro*. Near the 1,000-year-old city in which he lives, Mariusz recently offered to help a farmer locate a lost machinery part on his land.


Mariusz successfully found the part and also discovered some ancient Celtic treasures that may date back as far as 3,300 years. Seen in the photos below are a Bronze Age votive axe and a trio of bronze bracelets he found on the farm with his metal detectors.



Finder: Larry H., Catlett, VA

Using: AT Gold

Find: Larry decided to try working with an *AT Gold* in creeks that he has hunted around for years. During one month of water hunting this past summer, these are some of his favorite relic finds. (Top) A pair of Civil War period rifles. (Lower) A pair of 12-pound cannon balls, an artillery shell and a U.S. plate.



Coin Finds

Oklahoma



These are the better coins finds of Justin S. of Claremore, OK, made during his first two months with *AT Pro*. "I have been hunting for over 20 years and the *AT* is the easiest and most versatile machine on the market," he proclaimed.



Finder: James B., Rieglesville, PA
Using: *GTI 1500*
Find: 1800 Draped Bust half cent

Massachusetts



This Spanish cob was dug by David D. of New Bedford, MA. He was using his *ACE 250* at park in eastern Massachusetts.



Finder: Wayne M., Pittsburgh, PA
Using: *AT Pro*
Find: Wayne, who has been detecting since 1977, dug his first silver Seated Liberty half dollar using his *AT Pro*. He found it about 8 inches deep on an 1850s house site.



Nevada

Eager to test their new *ACE 250*, Peter C. and his 10-year-old son Christian (both seen above) headed to Redondo Beach, California. "Christian pulled a 1965 British Churchill Crown coin from the sand only to be followed by a 1944 Mercury head dime," said Peter. Seen in the above left photo are these coins and some of the father and son's other finds made in a few hours during their first beach hunt.



Silver cache: the 64 coins found by Daniel K. with his *AT Pro*.

New York



Michael S. of New York, NY hit a hot spot recently with his *ACE 250*. In about eight hours of hunting a 50 x 100-foot stretch of ground, he produced the following: two large cents from the 1840s, seven silver dimes dating from 1905 to 1946, a 14k gold cufflink, two sterling silver crosses, two religious medallions, a 14k engagement ring with amethyst setting, and a broken 10k rose gold child's ring.

Pennsylvania

Daniel K. of Erie, PA said it was "the first time I ever started shaking in finding anything in my 62 years." He had just dug a cache of silver coins from the back yard of a home built in 1921.

"I talked to an old timer that lived nearby and he told me the old home used to have a chicken coop in the back yard," Daniel related. He began searching with his *AT Pro* along several large, round stones that led from the back of the house to where the chicken coop had once stood.

"Under the second to the last stone around 12" deep, I found what looks like an old purse," he said. The coin hoard contained an impressive 40 Standing Liberty quarters, 23 Walking Liberty half dollars, and one silver Peace Dollar.



Coin Finds



David R. of Aurora, IL is very satisfied with his decision to upgrade from an *ACE 150* to an *ACE 350*. "I am amazed at the difference a bigger coil and more options can make," he said.

The differences were proven to him when he and his father hunted a farm built in 1898 in Indiana. "This was my hunt with my new *350* and my dad had his Minelab Explorer II that he has been using for a few years and also costs 3x as much as mine."

By day's end, David's dad had four clad quarters and one new penny. "I found a 1910 Boy Scouts good luck token, a 1942 and 1943 silver Washington quarter, a 1905 and 1914 silver Barber dime, seven wheat pennies (from 1918 to 1946), and two new pennies," said David. "And it was not luck of the draw. He passed over the areas where I found some of the coins and was not getting good signals.

"Before I dug up the 1914 dime that was 10 inches deep, I asked him to scan over it. I was getting a clear signal for a coin but he was getting multiple readings and said that it was not worth digging. I'm glad I listened to my Garrett *ACE 350* instead! There's nothing like popping a shiny silver coin out of the ground. You have a customer for life and I'm pretty sure Dad will be trading in his Minelab for a Garrett soon."

1.972.494.6151



Finder: Mark S., Cypress, TX
Using: *AT Pro*
Find: 1891 Seated Liberty quarter



Finder: Marco H. Tampa, FL
Using: *AT Pro*
Find: Three of Marco's favorite silver dime finds: a 1918 Mercury, an 1898 Barber and a 1902 Barber.



Finder: Mark S., Cypress, TX
Using: *AT Pro*
Find: 1948-D silver half dollar, 1964 silver quarter, 1945 silver quarter, 1944-D war nickel, 1925 Standing Liberty quarter, 1942 Mercury dime, and 1903 V nickel



Finder: Brian S., Fall River, MA
Using: *AT Pro*
Find: Brian found this Massachusetts Volunteer Militia military uniform button near an oak tree in Gardner, MA. Brian's research of the button's back mark shows that it was made in Attleboro, MA by R&W Robinson between 1834-1848.



Finder: Michael, Jackson, MI
Using: *GTI 2500*
Find: 1857 Flying Eagle cent

Gold Pans



Get Started today!

Gold Pan Kit

Includes 14" Prospector Pan, 10" Backpacker Pan, Classifier, Gold Guzzler bottle, 2 gold vials, tweezers and *How to Find Gold* field guide

FREE online "Gold Panning is Easy" video

Garrett's 90° riffled design prevents gold from sloshing out of the pan.



Customer Finds From the Field



Finder: Sergei V., Russia
Using: ACE 250
Find: Coin finds



Finder: John H., Downey, ID
Using: ACE 250
Find: During his first five weeks of owning an ACE 250 this summer, John found 325 coins (seen above). These included eight wheat pennies, two Mercury dimes, a silver Roosevelt dime, and a 1943 war nickel. In addition to two rings, John has also found a .40-oz. gold nugget (seen in photo above and below).



Finder: Jeff G., New Brighton, MN
Using: ACE 250
Find: 1877 Seated Liberty half dollar



Finder: Tom B., La Plata, MD
Using: ACE 250

Find: Hats off to Tom for doing a good deed. While detecting along his New England beaches this past summer, he found someone's lost belongings in the sand. In addition to a metal Zippo lighter, he dug up a money clip that held credit cards, a driver's license, gift cards and other personal items.

After taking the photo above, Tom mailed the belongings back to the owner—who likely assumed they would never be seen again.



Finder: Stephen A., England
Using: ACE 150
Find: Stephen and his son found this large brass saddle ring in the sand dunes while on summer holiday in Lincolnshire. They also managed to dig about £40 in coins.


First Civil War Plate

North Carolina

Bradley D. of Mebane, NC continues to dig many impressive coins, rings and relics with his ACE 250. The photo gallery below shows a sampling of some of his latest favorite finds.

During the summer, he found his first Civil War belt plate on a Civil War site he says "has been absolutely pounded by every make and model of machine for years." Bradley dug down more than seven inches in pursuit of what had been a "solid, repeatable dollar signal" on his ACE 250.

Upper images, clockwise from top left: Bradley with his Civil War belt plate, front and back side of his U.S. plate, and a 10k gold and emerald ring.



Lower images: gold plated Bingham School military button, a 1940 Mercury dime, a colonial era buckle, and a 1914 Hawaiian surfing medal found by Bradley.

JOIN THE GARRETT SEARCH TEAM!



SUBMIT YOUR ENTRY TO VAUGHAN GARRETT'S FAVORITE FIND OF THE MONTH! (See page 31)



Customer Finds From the Field



Finder: Michael O., Sacred Heart, MN
Using: *GTI 2500*
Find: Michael dug this 9.5-oz. chunk of silver on an old farm site about 8 inches deep.




Finder: Randy G., Burlington, KY
Using: *AT Pro*
Find: Randy found his first 2-cent piece along a very narrow walkway that he had hunted two days prior. He had hunted the same spot with his "\$1,500 machine and never even got a piece out of it."



SEE TARGET SIZE, DEPTH
SPEND LESS TIME DIGGING TRASH
TRUE ALL METAL MODE
PROVIDES MAXIMUM DETECTION DEPTH

1.972.494.6151



Finder: Shanae S., Linton, IN
Using: *ACE 250*
Find: 14-year-old digger Shanae (above) dug a small square tool box at 6 inches. It contained a silver bracelet from the 1920s, a set of brass knuckles, and an 1930s-era buckle.

First Day Success!

Iowa

Mark S. of Osceola, IA decided to take a stab at finding his mother-in-law's lost wedding ring with his brand-new *ACE 250*. "She lost it in the yard some time ago and had never been able to locate it even using an old metal detector," Mark related. "After about an hour of searching, success!!"



How to make a mother-in-law happy: simply find her lost wedding ring, as Mark S. did with his new *ACE 250*.

Winter 2013 Edition



Finder: Mark S., West Allis, WI
Using: *AT Pro*
Find: This silver bracelet was found just 2" deep. "Each cross has 10 little diamonds," said Mark.

"It was about 1 inch down in the side yard. All of the stones were present and other than a little dirty was perfect! She had recently priced an identical ring to replace it at \$6,000! Needless to say, I made my mother-in-law very happy. This find on my first day using the Garrett *ACE 250* was well worth the purchase price. Handing that ring back to my mother-in-law and seeing her face light up was priceless!"



The Garrett Searcher 29

International Finds From the Field

Diamond Ring Returned

Canada

One young bride is thankful for a pair of *AT Pro* detectorists who went out of their way to find and return her lost engagement ring. Garry S. and Rick P. of the Chatham-Kent Metal Detecting Club heard the details about the young woman who had lost her diamond ring near the shore of Lake Erie.

Twenty-six-year-old Laura H. and her fiancé, Eric P., had searched in vain with their friends when her ring flew into the water. About a month after Laura lost her ring, it was found in three feet of water by Garry with his *AT Pro*.



Reunited: Laura and her fiancé Eric proudly display the diamond engagement ring that Ontario searchers Garry and Rick worked to recover from Lake Erie.



Finder: Eduardo A.,
Chihuahua, Mexico
Using: *AT Gold*
Find: Gold nugget



Finder: Mark C., South Africa
Using: *ACE 250*
Find: 18k gold ring with diamonds
and a ruby center stone



Finder: Yannick E., France
Using: *ACE 150*
Find: Yannick found 17 older French and German coins in 30 minutes of hunting. They ranged in date from 1854 to 1876 and were about 25 cm (10 inches) deep. Seen above is an 1876 Wilhelm Kaiser Konig 5-mark silver coin that was among his finds.



Finder: Shane C., Kells, Ireland
Using: *ACE 250*
Find: French 1 Sol coin dated 1793, the year King Louis XIV and Marie Antoinette were executed. "How it ended up in a field in Ireland, I can only guess!" said Shane. "I'm sure there's a fascinating story behind it."



Finder: John W., Scarborough,
Ontario, Canada
Using: *AT Pro*
Find: .925 sterling silver necklace, cross



Finder: Kenny S., Dundee, Scotland
Using: *ACE 250*
Find: Set of six bronze trachy (cup-shaped) coins. They are now with UK officials and considered treasure trove.



Finder: Rafael K., Gerona, Spain
Using: *ACE 250*
Find: 1677 King Carlos II coin

Garrett® Users **WIN PRO-POINTERS** in Vaughan Garrett's Favorite Find of the Month

Here are some of the recent winners!

Visit garrett.com to submit your story and read more about these winners. You could be next!


Vaughan Garrett



August winners



(Left) International winner Ian R. of Buckinghamshire in England found this 9th Century brooch with his EuroACE.



(Above) Mickey L. of Los Banos, CA was Vaughan's Favorite Find winner for August in the U.S. He recovered this 14k gold bracelet, weighing 19.35 grams, with his AT Pro.

September winners



(Left) International winner Tamas H. of Hungary found this Medieval hand-made gold cufflink with his EuroACE.

(Right) Using his AT Gold, U.S. winner Michael G. of Hillsborough, NC found over 8 grams of gold pieces in old tailing piles in one day.



October winners



(Left) This gold pocket watch was found with a Sea Hunter by Mark E. of Bermuda. It may be that of a captain whose ship was lost in 1915 in a hurricane off the coast of Bermuda.

(Right) This World War II Sharpshooter's Medal was found by Mike F. of Madison, TN with his ACE 250. Mike kindly turned over his find to the family of the deceased soldier, who had fought in the Battle of the Bulge.



Visit [Garrett's website](http://garrett.com) for more on this story.

November winners



(Left) This 10k tri-colored gold Masonic ring with diamond was found by Charles G. of Woodland Park, CO. While in Cripple Creek, he dug this ring with his GTI 2500 on an empty lot. "This ring has more worth to me than its value," he explained. "My grandfather, his father and his father were all Masons."

(Above) For more on International winner Denis S.'s find, see pg. 2.



JOIN THE GARRETT SEARCH TEAM!



Paolo S. of Italy sports his Garrett Search Team patch while out with Faith, his loyal hunting buddy.

These Garrett collector's patches are available **FREE** just for participating in Vaughan Garrett's Favorite Find of the Month.

How do I submit a story to Vaughan?

1. Email testimonials@garrett.com
2. Mail to: Garrett Metal Detectors
Attn: Marketing Department
1881 W. State St.
Garland, TX 75041
3. Submit your photo and story online by using the "Submit a Story" form:

http://www.garrett.com/hobbysite/hbby_submit_a_story.aspx

Visit this web page for more details on Vaughan's Favorite Find of the Month.

Keep submitting your stories! There are more PRO-POINTERS® to give away.



The **PRO-Pointer** combines performance with sleek design to assist in pinpointing those hard-to-find targets. With One-Touch ease of use, you will never want to be in the field without one.

PRO-Pointer® Metal Detector

- Pinpointing Tip and 360° side scanning capabilities
- Audible and vibrating alarms intensify based on target proximity

First Finds, Rare Finds



After giving a quick lesson on metal detecting to his aunt and cousins, David Thatcher of Rhode Island turned them loose on a school playground. In no time, Laarni C. and her daughter Johnnice had found their first quarter (*above*).

Finder: Alexandru S., Romania

Using: *ACE 250*

Find: Alexandru made three nice finds on a recent detecting trip. He dug an 1880 silver Romanian coin (*below, left*) and an 1881 bronze Bulgarian coin (*below, right*). In addition, he found a bronze commemorative medal (*lower image*) from the 1877-1878 War of Independence. According to him, the medal is quite rare, as it was issued to only about 5,000 town militiamen who fought alongside the country's army in that conflict.



Finder: Gary W., Rochester, PA

Using: *AT Pro*

Find: Gary has been metal detecting for 22 years in what was once an amusement park. He has dug many nice coins, but he has been able to dig many more since buying an *AT Pro* this past spring.

Gary considers his best find to be this 1904-S Barber half dollar. "I knew I had a nice looking coin, so I wrapped it in my glove and went home," he said. "I ran some water over it to take the mud off. That's when I saw the mint mark and I looked it up in the Red Book. That's when I got the shakes!"

Gary hopes that the coin will grade VF-20 or better. (According to some recent coin value magazines, this could be in the neighborhood of \$600 in value.)

AT Pro Delivers Diamonds

Hawaii


Soon after he moved to Mililani on the island of Oahu in Hawaii with his family, Dan P. decided to add another detector to his arsenal—which includes two Garrett *GTA* detectors.

After reading Internet forums and watching videos, Dan opted to buy an *AT Pro*. "I knew I will only be here three years and did not want something that was specific to the beach," he said. "My wife said I was like a kid on Christmas Day, as I was so excited to get it."

The next day, he headed out to the North Shore and started learning the *AT Pro* in its Standard Mode. He soon switched to Pro Mode and continued digging pull tabs, quarters, pennies, dimes and nickels from the sand.

"I wandered down to the surf," he said, "excited because I knew this one could get wet." After ground balancing to the wet sand and the surf, he began working along the water's edge. "I found a quarter eight inches deep. I found a few more dimes and pennies, and a couple of pull tabs, then BAM!

"I got a target in the pull tab range at seven inches. I dug it up and OMG! A huge diamond ring! By the way, my wife is going to keep the ring (*below*). Thank you, Garrett, for a wonderful machine!"



GARRETT™ EDGE DIGGER



- ★ 7.5" digging blade/ 12" total length
- ★ Strong carbon steel blade with cutting edge teeth to saw through small roots.
- ★ Non-slip blade guard with comfortable rubber handle.
- ★ Includes Garrett carry sheath for belt mount use. Ideal for relic hunters.



Customer Finds From the Field



Finder: Rob J., England
Using: *AT Pro*
Find: (Above) Rob poses with recent *AT Pro* beach finds: 272 coins, two rings, an iPhone, and other items. (Below) One of Rob's favorite coin finds from the field is this 1816 King George III silver shilling.



Finder: Shannon F., Middlebury, IN
Using: *AT Pro*
Find: Shannon was hunting an old farm house when he dug a 1942 Walking Liberty half dollar—a coin he has long hoped to find. "It was the greatest feeling in the world," he said.



Ring Count: Six for Six

Wisconsin
 "I had a streak going," said *AT Pro* user Mark S. of West Allis, WI. "Five days and five nice rings! On the sixth day, what are my chances of another ring?"

"Well, I go to a local park, bring out my *AT Pro* and an old-timer comes walking up with a tip for me. He tells me a year ago a nice diamond ring was lost by the tree line in the park. I was on it like a bum on a ham sandwich. Ten minutes later, a cross and a ring!"



Finder: Mike S., Menahga, MN
Using: *GTAx 1000*
Find: Mike was hunting an old farm yard when he dug this valuable 1889 Morgan silver dollar at a seven inch depth near an old tree. The coin was minted in Carson City, Nevada.



Finder: Jim M., Camp Hill, PA
Using: *ACE 250*
Find: After only two hours of hunting with his new *ACE*, Jim found his first sterling silver ring.

Finder: Bob F., Fort Worth, TX
Using: *AT Pro*
Find: In his first year and a half with an *AT Pro*, Cowtown Treasure Hunters Club member Bob has recovered enough rings to practically open his own jewelry store! In one six-week stretch in summer 2012, he found 35 rings while water hunting—including silver and gold rings.



DIV XXII: November 2012



The 22nd installment of the Diggin' in Virginia (DIV) Hunt was held in November. It was attended by more than 300 relic diggers in search of Civil War era artifacts. The highly mineralized red dirt of the Culpeper, Virginia soil has been known to produce nice relics in the past, and this year was no exception. The following pages include some photos from this hunt snapped by Garrett's Steve Moore and others shared by Butch and Anita Holcombe of *American Digger Magazine*. Enjoy!



Gold cuff link found by Tony Hotchstetler.



(Above) DIV organizers John and Rose Kendrick give last-minute details to the group at the start. (Below) *Infinium* searcher Evan A.



The hunters try to stay warm as they begin gathering on the property near headquarters at daybreak of the first day.







(Above) Don Dodson of Georgia is all smiles after digging this Civil War sword deep in a plowed field. (Right) Don also had the good fortune of digging the tongue half of this 2-piece artillery belt plate.



(Above) This partial soldier's ID tag with battles was dug by Butch Holcombe. (Below) This Indiana soldier's silver ID ring was dug by John Velke of Georgia on the first day. It reads: E. Lanigan, Co. H 20th Ind. Vols.



(Above) Michael Bennett of North Carolina (YouTube's "Nugget Noggin") works a field of corn stubble. (Below) Gilt finished soldier's ID tag found by Don Lenhart.





DIV XXII: (cont.)



(Left) Many searchers dig deep into old trash dumps, soldiers' huts or fire pits in search of Civil War era bottles and artifacts. (Above) New York coat button found by Steve Moore. (Above, right) Young AT Pro searcher Morgan W. of Maryland shows his first bullet finds. (Below) During lunch on the third day, everyone stops by to see the display cases of what others have dug. (Below left) Father and son team Ed Wiggart Sr. and Jr. dug this breastplate and pair of U.S. box plates. (Lower left) The diggers display their finds in cases during Day Three. (Lower right) Infinium searcher Steve Frances of Warrenton, Virginia, takes a break from digging. Above his picture are some of his finds from that morning.




Customer Finds From the Field

Roman Coin Hoard Found

Nick B. from Hereford in the United Kingdom started out in January 2012 with an older, used Garrett detector. Soon after finding his first Roman denarius coin, Nick upgraded to a Garrett *EuroACE*.

In October 2012, Nick had the good fortune of finding a small hoard of Roman coins with his new *EuroACE*. He and two friends were hunting several farm fields that had known Roman inhabitation. During the morning hours, Nick found a 3rd century Roman grot and a 9k gold child's signet ring.

Half an hour later, Nick cried out, "Hoard!" to his buddies. After digging eleven coins from the soil, Nick and his friends could count at least eleven more coins poking from the rolled-back



(Above) The first 11 Roman coins dug by Nick.
(Left) Other coins of the hoard seen in this plug.
(Above) The gold child's signet ring recovered by Nick.

soil. They placed a call to the local FLO (field liaison officer), who asked that they leave the remainder in the soil for the following day for proper excavation.

When the hoard was finally removed, Nick's find amounted to 44 Roman coins dating to the 3rd century.



Finder: Scott A., Cecil, AR
Using: *AT Pro*
Find: 1943 Walking Liberty silver half dollar



Finder: Chris M., Philadelphia, PA
Using: *ACE 250*
Find: "It ain't pretty, but this thing is over 300 years old!" Chris says of his oldest coin find—a 1694 William and Mary farthing



Finder: Jeremy V., Louisville, KY
Using: *GTI 2500*
Find: 93 grams, 14k gold necklace



Finder: Jason H., Spring, TX
Using: *AT Pro*
Find: Since finding a 13-gram gold ring in June with his *ACE 350* (seen on

page 22 of this issue) Jason upgraded to an *AT Pro*. These are the 23 rings he has found in two and a half months of hunting with his *AT Pro*.



Finder: Michael B., Charlotte, NC
Using: *AT Pro*
Find: 1800s cameo ring found where a home built in 1886 once stood.



Beach Hunting Tips

by John Howland

John Howland is a retired writer who lives on England's south coast near Poole Harbour and regularly hunts the seven miles of adjacent golden sands with his beach-combing pal, Jack Dey. Both use Garrett *AT Pro International* detectors and *Pro-Pointers*.



I'm fortunate enough to use three of the world's top metal detectors—Garrett's *AT Pro International*, its inland cousin, the *AT Gold*, and what is probably the Rolls Royce of beach machines when it comes to submersibles, their *Sea Hunter Mk II* pulse induction. You've probably guessed already where I spend most of my hunting time; in the toughest and most demanding environment into which anyone can take a metal detector. Apart from the *AT Gold*, whose electronics are best suited for mineralized ground, the other two are simply peerless in and around surf and saltwater.

Luckily, the *AT Pro International* and the *AT Gold*'s searchcoils are interchangeable. Both coils are wide-sweep DD-pattern with the former being the renowned 8"x11" and the latter, the punchy 5"x8" nugget hunter. Now, if you swap 'em round, you'll enter an-

"Where Angels Fear to Tread"—Hunting Trashy Beach Areas

other treasure hunting dimension, and for the purposes of this article, using the smaller coil on the *AT Pro* in a beach environment, you'll not only hunt with added confidence, but will also pick out the goodies in the places where angels fear to tread. This set-up unlocks another area of beach previously off limits to others using conventional layouts.

The *AT Pro* when kitted out with the smaller 5"x8" coil not only opens up heavily junk-strewn sites to you, but the rule book, too. It's small enough to weave its magic in, around, and over these trash-filled sites, allowing you easy access to sites shunned by other beach hunters.

This medium-to-small coil plucks out the smallest items of jewellery from amongst the trash with ease, though the 5" diameter *Super Sniper* is even more precise. Take on board one simple fact: every metal detector puts out a finite amount of electromagnetic power dependant on the make and model. This finite power dilutes proportionally as the diameter of the searchcoil increases. Thus, when this finite amount of electromagnetic power is pumped into, say, a 12" coil, it becomes less sensitive to smaller items—coins and rings for ex-



John's preferred beach hunting gear: the *AT Pro International* fitted with the smaller 5"x8" searchcoil, a sand scoop and his *Pro-Pointer*, for ease of final target location.

ample—but makes larger targets, which require less of the dissipated energy to register, easier and thus deeper to detect. It's an established fact of physics.

Conversely, when this same amount of energy is fed into a small diameter coil, in this instance the 5x8-inch coil, the electromagnetic beam intensifies to such a degree that it becomes super responsive to conductive targets below "coin-sized" with the ability to pluck out the tiniest of high value targets. It is for this reason nugget hunters prefer smaller coils.

A common mistake, and one you'll witness out on the beach, are beach-combers using overly large searchcoils in the mistaken impression they will find deeper coins and rings... but it ain't necessarily so!

Hunters using large diameter coils will certainly find deep cola cans, and larger diameter coins such as the UK's £2-coin (deeper than someone using a smaller diameter coils). But regarding finding small, high-value jewellery items, they've got more chance of being struck by lightning.

The coil your metal detector came with when you bought it—the so-called "standard coil"—provides the best all-round performance and is tuned for coin sized targets. However, when faced



John advises searching in some of the junkier beach areas to make good finds. In particular, he hunts areas where people gather to cook and socialize, such as this BBQ pit (left).

(Above) John found this 6-gram, 18k white gold ring at a 5-inch depth while hunting the beach in December.

(Continued on next page)



Beach Hunting Tips and Treasures

“Where Angels Fear to Tread”

(Continued from previous page)

with a junk strewn area the small coil is the ONLY option. On the stretch of coastline where I hunt on Britain’s south coast, sections of beach are designated BBQ areas and are littered with bottle-tops, pull-tabs, heavy tin-foil, and lead-foil from wine bottles. These places are “no-go” areas for “standard” and larger coils, where they are as much use as concrete parachutes. Yet, these high-density tourist spots are loaded with goodies. So, how to reach them?

Enter stage left, the *AT Pro* kitted out with the smaller 5”x8” DD search coil, which punches a powerful, concentrated, electromagnetic beam deep into the beach to winkle out the tiniest of high value objects. Nothing of value will escape this little beauty down to about seven inches. Smaller coils are

also less susceptible to “target masking” where for example, the signal from an iron bottlecap lying close to a coin or ring overpowers that from the ring or coin, particularly where the two targets fall within the diameter of a coil’s diameter. The chances of this happening within the diameter of the 5”x8” coil is remote and most unlikely with the 5” *Super Sniper*.

Don’t be tempted to buy larger coils for the beach. If you must, then let 10” be your maximum. Always go small—and hunt where the angels fear to tread.

Select the junkiest and most contaminated parts of the beach; those areas where people gather in serious numbers to BBQ, drink beer, drop bottle caps, pull-tabs and generally leave a mess; these areas are always treasure laden. Or, as they say in Yorkshire...where there’s muck there’s brass (and for our U.S. readers, “brass” is money!).

All that remains for you to do now is to turn the coins into “spendable” coinage. With beach-found coins, I opt for Charles Garrett’s method; that of putting half a teaspoon of table-salt into a non-metallic container, then pour over white wine vinegar which is about 6% acidity, and just enough to cover the coins. Stir until dissolved then drop in the coins. Don’t mix denominations: silver coins in one container and bronzes or coppers in another. Most coins, apart from those heavily accreted, will be ready within minutes.

In the meantime, enjoy your chosen beach. Good luck and happy hunting!



Finder: Warren D., Biloxi, MS

Using: *ACE 350*

Find: Warren enjoyed digging this pile of coins from one spot on a Biloxi beach. “I’m 70 years old,” he wrote. “One spot is good!”



John’s coin finds from a hunt with the 5x8” DD coil at the beach.



Finder: Ron G., State Line, PA

Using: *AT Pro*

Find: Gold and silver jewelry (left) found while water hunting. Also this 14k gold, sapphire and diamond ring that was appraised for \$1,200.



INFINIUM™
Land & Sea

OVERCOME EXTREME CONDITIONS
RECOMMENDED FOR HIGHLY MINERALIZED SOIL, SALT WATER

FULLY WATERPROOF
200-FOOT OPERATING DEPTH



Relic Roundup



Finder: Preston B., Ellis, KS
Using: ACE 150
Find: Along an old creek, Preston has found what he believes to be a soldiers' camp. He has recovered numerous brass and lead bullets, horse shoes, old square nails, an eagle button, and an 1872 nickel.



Finder: Sergejs G., Somerset, UK
Using: EuroACE
Find: 1901 silver belt and buckle ring from the reign of Queen Victoria.

Finder: Lecat R., Aire-sur-la-Lys, France
Using: EuroACE
Find: Lead relics, figures of the Virgin Mary and baby Jesus, found in a field in northern France.



Finder: Curt Hollifield, Kings Mountain, NC
Using: Infinium
Find: Various Civil War artifacts recovered during the DIV Hunt in October.



Finder: Rob J., Derbyshire, England
Using: AT Pro International
Find: World War I Army cap badge (above) and shoe buckle (below) made between 1660 and 1720.



Finder: Joe B., Valdosta, GA
Using: AT Pro
Find: Joe was hunting in Georgia near the Florida state line when he made this find. He said his AT Pro was "reading 83 and screaming loud" on this signal. He dug a chauffeur's badge dated 1926. Joe is trying to research who the tag was once registered to.





ACE Finds From the Field

Finder: Larry L., Kansas City, MO

Using: ACE 250

Find: Larry and his daughter found this 1941 Mercury dime and 1919 wheat penny while hunting an old house site. They enjoyed the hunt so much that Larry decided to buy his daughter her own detector for her birthday and to create a coin bezel necklace with the Mercury dime.



Finder: Darrin G., Johnsonville, IL

Using: ACE 150

Find: These are some of the favorite coin finds Darrin made during his first summer hunting with his ACE. They include six Barber dimes, several Indian head pennies, two Barber half dollars, and an 1896 Morgan dollar.



Finder: Clint G., Beeville, TX

Using: ACE 150

Find: Clint purchased an ACE 150 because he found it to be "an easy to use beginner type detector" he could share with his 8-year-old daughter. As evidenced (*above*) by the buffalo nickels and silver coins they have found together, the father/daughter team is doing pretty well. They have found the hobby to be simple to learn with a "turn on and go metal detector" like the ACE 150."



Finder: Felix M., Hechtel-Eksel, Belgium

Using: ACE 250

Find: Felix was hunting a harvested corn field, when he got "a fine, clear signal" on his ACE 250. After he had removed the dirt, he found this 18th century yellow gold cross pendant (*seen at left*). It depicts Christ at the center of a full Latin cross decorated with openwork and filigree. One of the stones at the bottom of the cross was missing. Felix believes, "This type of cross is part of the adornment of wealthy people."



Finder: Stephen J., Okemos, MI

Using: ACE 150

Find: "Since I was a kid, I always wanted to metal detect," Stephen wrote. The trouble was, he had been born totally deaf. He now has an AT Pro, using its Digital Target ID numbers as a gauge for whether to dig or not dig a target. Shown above are some of the nice gold jewelry pieces that Stephen has recovered.





**BIG FEATURES,
UNBEATABLE PRICE!**

EXCELLENT DETECTION DEPTH, RUGGED
DESIGN AND EASY TO OPERATE.

**ACCEPT/REJECT
NOTCH DISCRIMINATION**

ELECTRONIC PINPOINT



Customer Finds From the Field



Finder: Mick M., Neche, ND

Using: ACE 250

Find: Mike submitted this photo of the coins and jewelry he has been finding on his property since his son gave him an ACE 250 for his birthday. Mick's land was once the village park prior to 1966. Although heavily hunted in the past, he finds that the land still holds great promise. Among his 33 silver coins so far are Barber dimes, Mercury dimes, Roosevelt dimes and a 1940 Walking Liberty half dollar.



Finder: Alexander S., Illinois

Using: ACE 250

Find: After leaving the Army in March, Alexander purchased an AT Pro and a Pro-Pointer so that he could resume the hobby he had enjoyed as a kid. He has recovered a number of impressive silver coins this year, including those seen above (left to right): an 1841-O Seated Liberty dime, a 1940 Mercury dime, a 1942 Walking Liberty half dollar, and a 1781 Spanish reale. "Whatever you guys put into that machine," he wrote to Garrett, "keep on doing it because it has proven time and time again its capabilities to me!"



What is That?

Finder: William C.,
Guntersville, AL

Using: AT Pro

Find: William submitted this photo in hopes that we could help him identify this solid copper badge that he dug at an old house site.



Relic guru Charlie Harris, a veteran relic hunter and author, did some digging of his own. After consulting with his own sources, he believes it to be European in origin and non-military. It was perhaps awarded to participants of a local shooting competition in the late 1800s or early 1900s. "The loop at the top looks wide enough to have made this a watch fob-type artifact," Charlie added.

Feel free to drop us a note at testimonials@garrett.com if you know exactly what this rifle badge is!

Finder: Eric H.,
Headingley, Canada

Using: AT Pro Intl.

Find: Eric found this silver 1886 quarter with his son in their own back yard.



700-Year-Old Coin Find

Finder: Brent K., Germany

Using: AT Pro

Find: While stationed in Germany, Brent spends his free time searching for World War II German and American relics. On an October outing, he was pleased to dig a silver coin.

"I did not think much about it because there was still six hours of metal detecting to complete," he said. When he later researched the coin, he was thrilled. "It is a coin of King Philippe IV of France. It was minted from 1285 to 1314. I had just found a coin that was 700 years old!"



Customer Finds From the Field

AT Pro Plate Pride

Finder: Wayne J., Ashland, VA

Using: *AT Pro*

Find: Wayne had used other metal detectors but admittedly “hadn’t really found anything” until he bought an *AT Pro*. Since then, he has found plenty of good items, including this Civil War plate (*below*). Wayne was so pleased with his *AT Pro* that he had a vanity license plate created. (Special thanks to Dale of Sgt. Riker’s Trading Post for sharing this story.)



Finder: Carey C., Grapevine, TX

Using: *AT Pro*

Find: Carey recently helped a man find his gold wedding band that he had lost a year prior. The ring owner pointed out the general area where he had lost his ring and Carey had it located in only a few minutes.



Finder: Scott H., University Place, WA

Using: *AT Pro*

Find: 1876 Seated Liberty quarter, found while helping his dad search for a water valve.



Finder: Brooke L., Kansas City, MO

Using: *ACE 250*

Find: 1917 Walking Liberty silver half dollar she found in a yard with her dad’s *ACE 250*.

Finder: Barbara, Wyoming
Using: *ACE 250*
Find: 1900 silver Barber quarter



Finder: Jason S., Vista, CA

Using: *ACE 150*

Find: 14k gold bracelet

Finder: Curtis M., Lexington, MA

Using: *AT Pro*

Find: A 1641 Spanish cob made of copper. This reale is from the reign of Philip IV.



Finder: John M., Gaylord, MI

Using: *ACE 250*

Find: A “Junior G-Man” badge from a radio show that ran from late 1930s into 1940s.



Finder: Mike G., Millersport, OH

Using: *AT Pro*

Find: Pair of Indian Head pennies (dated 1894 and 1906) found on site of an 1870s one-room schoolhouse.



Finder: Ron W., Wyoming, IA

Using: *ACE 250*


Find: 1918 Walking Liberty silver half dollar



Finder: Kevin C., Burtchville, MI

Using: *ACE 250*

Find: 1838 Seated Liberty dime found near Lake Huron



Finder: Danny P., Waco, TX

Using: *ACE 350*

Find: Danny found this .925 sterling silver ring in a dried up water conservation lake originally built by the Civilian Conservation Corps in the 1930s. On its sides are Army eagles.




PHOTOS FROM THE FIELD



(Above) AT Pro International user Romeo of Italy searches for coins and jewelry on an Adriatic Sea beach.



Bogdan J. of Romania submitted these photos of a beautiful silver Eclipse brand pocket watch he recovered with his ACE 250. He and his wife were hunting in a forest where Germans and Russians fought during World War II.



1881 West State Street
Garland, Texas 75042

To find your local Garrett dealer, visit garrett.com or call 800-527-4011

